

EM Sculpt(home use)



use manual

parameter



【Product name】	Em sculpt
【handle configuration】	Single handle
【working voltage】	110v/220v/50/60Hz
【Electromagnetic wave energy】	0-3.5T
【pulse shape】	Biphasic wave
【RF frequency】	3M
【pulse】	300 _{μs} (Microsecond)
【weight】	12KG
【size】	34.5x33.5x26(cm)
【Aviation box size】	60x46x34.5(cm)
【Patent No】	202110601087.8

Principle

E-m Sculpt(home version) uses high-intensity focused electromagnetic wave HIFEM technology to stimulate muscles, so as to achieve muscle fiber proliferation, and at the same time stimulate fat decomposition, to achieve non-invasive, painless and safe body shaping. The features of the instrument use high-intensity focused electromagnetic wave energy to stimulate super strong muscle contraction. During the treatment process, it provides a series of different muscle contraction modes to stimulate muscle movement, so as to easily achieve the purpose of self-cultivation and shaping.



build muscles



Reducing belly



Reducing leg



Slimming





Reducing arm



Reducing Buttocks

Operation

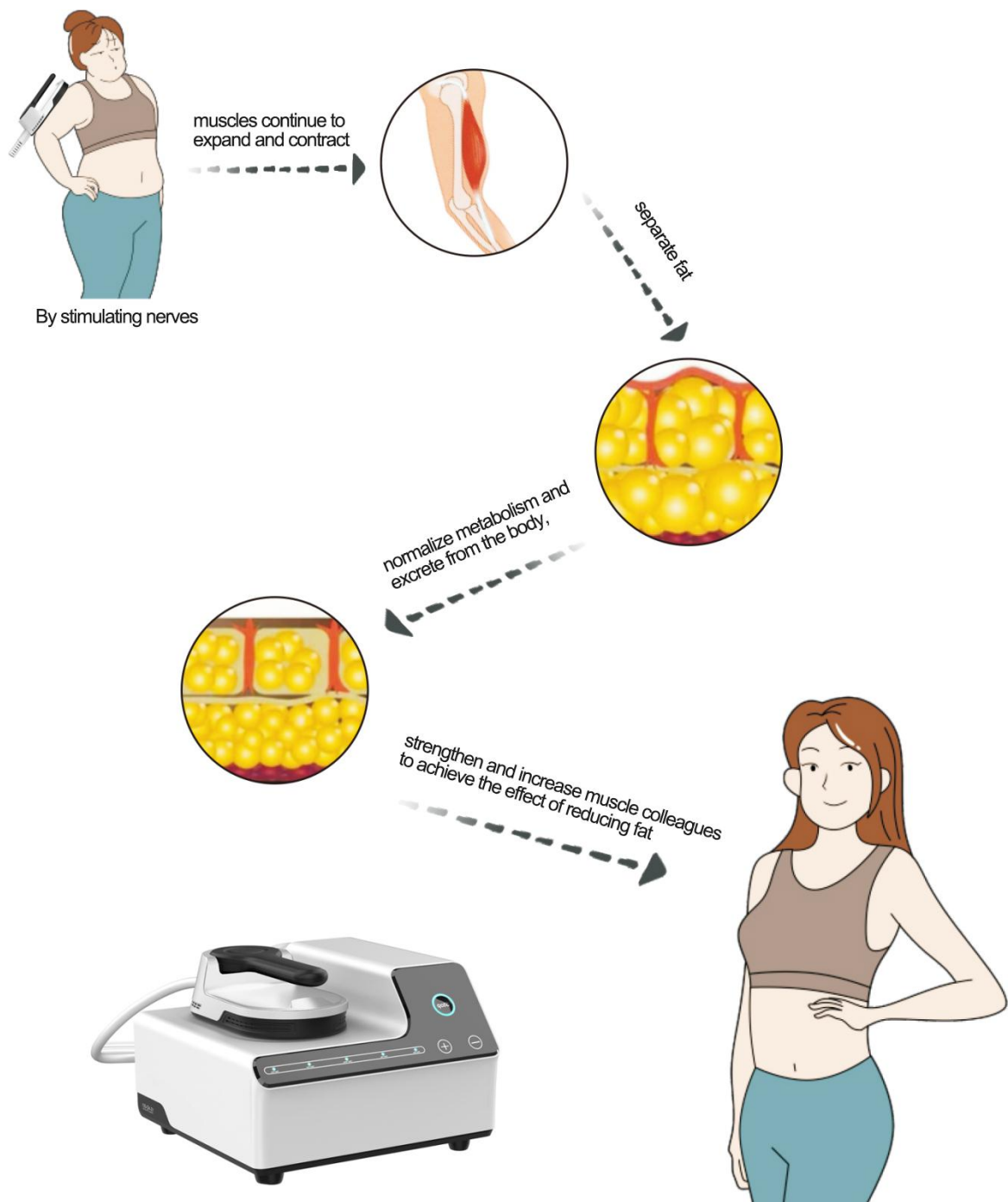
- ①Main switch: press once, the switch indicator light is on, and it is powered on at this time;
- ②Long press the on key on the control screen to start / stop;
- ③Click "-" + "+" for energy adjustment.



Advantages over other instruments:

1. The whole course of treatment is non-radiation, non-invasive, and has no recovery period.
2. Promoting fat decomposition while stimulating muscle growth.

Instrument principle: muscle gain and lipolysis instrument, using HIFEM (High-Intensity Focused Electromagnetic Field) technology, through stimulation of nerves, the autologous muscles are continuously expanded and contracted, and extreme training is carried out. The muscles can be deeply remodeled, that is, the growth of myofibrils.) and produce new collagen chains and muscle fibers (muscle hyperplasia), thereby training and increasing muscle density and volume. The 100% limit muscle contraction of HIFEM technology can trigger a large amount of lipolysis. Fatty acids are broken down from triglyceric acid and accumulated in large amounts in fat cells. Excessive fatty acid concentration can cause fat cells to undergo apoptosis and be excreted from the body through normal metabolism within a few weeks. Therefore, the treatment can strengthen and increase muscles while achieving the effect of reducing fat.



Before using E-M sculpt

- 1、 Don't be full, at least one hour after meals;
2. Before operation, please remove any metal jewelry you wear;
3. Before starting the operation, first touch the probe vertically to the skin, then turn on the main unit switch, adjust the operation mode energy to the lowest, and then increase the energy sequentially according to the user's skin bearing capacity;
4. It's forbidden to eat or drink during the operation, and try to eat after one hour after the operation.

After using E-M sculpt

- 1、 Users should replenish water in time;
- 2、 Don't overeat, reasonably arrange diet and sleep;
- 3、 Be sure to strengthen moisturizing and sunscreen after use;
- 4、 Don't eat spicy and irritating food;
- 5、 After operating this project, please don't take a hot spring or sauna for three days;

Contraindications

- 1、 People with wounds on the skin, or avoid the wounds;
- 2、 Heart disease patients (e.g. arrhythmia), especially those with a pacemaker;
- 3、 Cancer patients;
- 4、 Patients with infectious diseases;
- 5、 Pregnant women, lactation and menstruation;
- 6、 Those who have undergone major surgery, patients with diabetes;
- 7、 Those with any metal in the body;
- 8、 People with cerebrovascular diseases (stroke patients).

1.Can it be combined with other body shaping treatments?

A:It can be combined with some non-invasive fat removal treatments, such as such as cryo-fat, and fat-melting, to eliminate more fat, to eliminate more fat.

2.How long will the treatment effect be seen?

A: The effect can usually be felt immediately after the treatment, and the best effect is within 2-4 weeks after treatment. According to the course of treatment (4-6 courses), it can be maintained for 6 months.

3.What is the course of treatment?

A: According to clinical studies, it's used to treat the abdomen and buttocks, each treatment is about 20 minutes, 3-4 times a week, lasting two weeks, a total of 6-8 times. However, some patients may need more treatment to achieve the best results. It is also recommended to have a course of treatment every 2-3 months to maintain the best results.

4.Which parts of the body can be used for ?

A: It can improve the muscle lines of the buttocks and abdomen, and also help promote fat metabolism. The most suitable parts are: abdomen, buttocks, triceps (upper arm), and thighs.

5.Is the depth of energy penetration safe? Will it affect internal organs??

A: HIFEM technology has existed for decades, and its safety has been proven by dozens of studies. The only tissue that responds to energy is motor neurons, so it has no effect on other tissues, including organs.

6.Who are not suitable for using shaping magnetic wave ? What are the contraindications?

A: People with a thick fat layer are not suitable for EM-Sculpt, and can be used with a RF instrument to melt fat first and then do Em sculpt. The high-intensity focused electromagnetic waves used by Em sculpt (home version) can penetrate 7 cm below the muscle layer. If the fat layer is thick, electromagnetic energy may not penetrate into the muscle tissue completely, and it's difficult to contract the muscles to achieve the therapeutic effect.

1. Maintenance

2. Daily inspection

Managers must regularly inspect and control instruments and components.

Whether the power socket is reliably connected to the ground.

Before use, check whether the power cord of it is damaged, and stop using the instrument if it is damaged.

3. Cleaning

Periodically cleaning the equipment to ensure the sanitation and good operation of it. You can wipe the outside of the device with a damp cloth when it's powered off, using soapy water or a neutral detergent.

4. Fuse replacement

When replacing the fuse, in order to prevent electric shock, you must turn off the power and unplug the power plug.

5. Repair

After purchasing the machine, you need to keep the warranty card and send it to the manufacturer or agent to have the warranty effect. From the date of purchase (by receipt), the company's product quality is guaranteed for one year free of charge. (Warranty with the purchase receipt and warranty card:) After the warranty period has expired, please contact the manufacturer directly to provide professional after-sales service. To repair this machine, you must contact the company's business department or dealer, and do not repair it without authorization. If you open the package without consent, the company may not provide warranty.

Common troubleshooting method.

Failure phenomenon	Causes	Exclusion and resolution
Equipment not working	The power plug is not inserted into the socket The power switch is not on Failure of power fuse	check power check the power switch replace the fuse
Handle not working	The working head has been damaged The interface on the back of it is not installed correctly	replace working head re install

Responsibility of the manufacturer

- The products we produced should meet the product standards. If there is any non-compliance, the company is responsible for replacement and return.
- In case of personal and property damage caused by product manufacturing defects, our company shall bear corresponding liabilities, but the company shall not be liable for the following situations;
- The purchaser and operating user do not use in accordance with the operating specifications of the manual, and do not use in accordance with the safety precautions and warning instructions.
- Violating product transportation, installation, use, maintenance, storage, etc., to cause product, personal, or property damage.
- The company implements life-long maintenance and technical services for the products. If the manufacturing quality problems occur within the specified warranty period, they will be repaired for users free of charge
- When accessories need to be replaced, original accessories must be purchased from our company, otherwise the adverse consequences will be borne by the user.

Storage and transportation management

Storage: The instrument should be stored in the original packaging box, placed in a well-ventilated room, the packaging box should be high, the ambient temperature is $-10^{\circ}\text{C}\sim 40^{\circ}\text{C}$, the relative humidity is not more than 93%, and it is not allowed to be placed in harmful gas. Surrounding flammable, explosive materials and corrosive gases.

Transportation: The instrument in the packaged condition is suitable for road, railway, aviation and waterway transportation. During loading and unloading and transportation, it should be protected from severe vibration and shock, and should not be exposed to moisture, and cannot be mixed with flammable and corrosive substances. The specific requirements are as specified in the order contract.

Warranty terms

The warranty period of this instrument is 1 year (Note: except for artificial damage)

The warranty period of accessories is 3 months (Note: except for artificial damage)

If the instruments beyond the service life are to be used continuously, they shall be tested and approved by the engineer, and the performance of it shall be tested regularly by the engineer in the subsequent use. The scrapped instruments and accessories exceeding the service life shall be disposed according to the relevant local regulations.

Maintenance record sheet			
Product name		Purchase date	
Dealer name		Telephone	
Dealership address			
Customer name		Telephone	
Customer address			
Repair date	Failure	Repair content	