

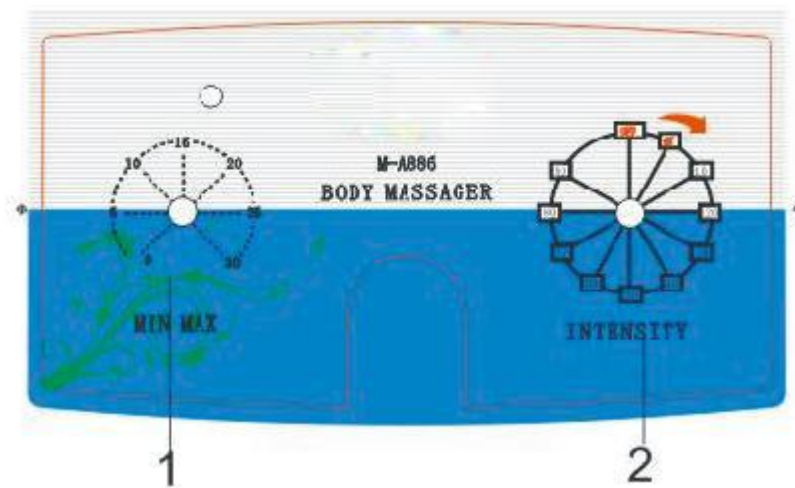
FAT REMOVE EQUIPMENT WITH VIBRATING MASSAGE

1. Introduction

This is kind of equipment used by professional beautician. Combining advantages of the same kind American and French product, it solves the problem of bad durability which exists generally in the same kind product .It's a high quality equipment used in cosmetology field with independent intellectual property. Having the characteristic of new design, simple operation and durability M-A868 is the best choice to be used in salon, hospital, gymnasium, school and family to refresh and rejuvenate the skin & body.


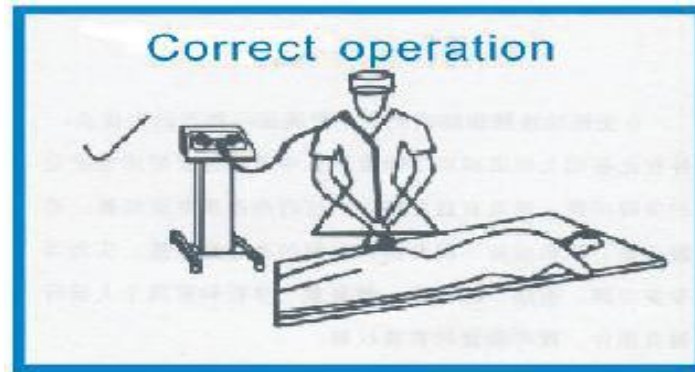
2. Characteristic

The characteristics of new design, soft fitting device, efficiency and durability guarantee the flexible shaft of the equipment moves smoothly in any circumstance, The hard and light centrifugal vibrate is provided with several massage heads with different uses. It can be applied to fat removing, weight loss, skin grinding & cleaning, relax with massage and have recovery treatment, It will make you feel relax and refreshed.



- 1.Time 2.speed regulator 3.case 4.main pipe
 5.massage head
 6.vibration head 7.hose 8.space diagram of the
 equipment

Operation directions for massage master








CAUTIONS

1. Should operate the instrument following the correct way(as per pictures)
2. Hose should not be folded less than 100degrees and never press hose during operating

!Any damaged from wrong operation is out of range free maintenance

3.Spare Part List

Name		Unit	Qty
Columnar Massage		Pc	1
MassageHeadWithCircleDots		Pc	1
PlateForMasssgeHead		Pc	1
Half-sphereMassageHead		Pc	1
AdjustiveHeight tube		Pc	1

V1.Notes

1. The equipment is a professional beauty equipment, it must be operated by qualified professional beautician.
2. Do not start the equipment before your client is ready .The massage head may be woven out.
3. Do not remove the centrifugal vibrating head by yourself
4. Don't oil the equipment or the drive shaft .The shaft and the drive shaft are sealed and lubricated automatically
5. Clean the equipment and spare parts with mild soap liquid and warm water

instead of alcohol or detergent.

6. Don't use the equipment on the part of inflammation ,bleeding,wounded or injured.
7. The equipment not able to be applied to people who get a thrombophlebitis as lymph disease.
8. The equipment can't be applied to people who get a lung oxygen lack or tuberculosis.
9. The equipment should not be administrated to pregnant women, women during menstrual period or babies.
10. The equipment is proved by motor. The brush inside the motor will be damaged by high speed running. So the motor need to replace a new brush after normal using for about 600 hours. If not use normally, it may need to be replaced earlier. For example, long time and overload using working in dusty environment, etc. which will make the motor stop running. Refer to the diagram to replace the motor. Firstly, screw the brush-cover wish screwdriver and take out the damaged brush. Secondly, fix the new brush (pay attention to brush fix direction). Screw the brush-cover tightly. Both sides of the brush should be change at the same time, or the motor will run abnormal.

Note:NO further information for change of design or specification of our products please contact us if it you have any question



V2.Operating instruction

1. install the main equipment after the installment of foot stool, main pipe and plate for parts. Hang the hose of vibrating head on the stand.
2. Read the operating instruction and notes carefully and operate low and high vibration as well as slow and fast vibration according to requirement.
3. The parts can be removed, installed and changed.
4. The big and small round massage heads of foam are to be used on each acupuncture point including those of head and body. The recommended speed is about 800rpm. (Use the disposable film cover during operation).
5. The round massage head of rubber has the function of soft relax massage to improve internal circulation. It is used on belly to speed peristalsis of stomach intestine and excretion.(Use the disposable film cover during operation)

6. Use massage head with circle dots to massage rough and wrinkle skin, which can remove wrinkles, grind and clean skin. Also this massage head can be applied to heal the wound of the surface skin and the deep fibrous tissue & remove scars. the recommend speed is 1600rpm-2400rpm.
7. Use half-sphere massage head to massage muscle, back & waist and stimulate the muscle of insufficient sport. The massage and stimulation prevent muscle from fatigue and hardening, keep joint flexibility and diminish joint edema. With speed of 2400rpm-3200rpm, the vibration aimed at fat part is applied to soften and remove the fat as well as lose weight.
8. Columnar massage head is called as “massager’s fingers” in the stimulation of muscle. By squeeze and vibration, the massage head is used to diminish pain which is caused by hard, sprained or tired muscle. With speed of 2400rpm-3200rpm, the vibration aimed at fat part is applied to soften and remove the fat as lose weight.
9. Bending connector can be used with various kinds of spare parts to make directional impact. The speed is 1600rpm-2400rpm.
10. Before massage, it’s good for client to do some excises or take a sauna to relax muscles. Apply some massage oil or talcum powder to make the massage head move easily. Choose the smooth or soft massage head to start the massage and take a slow movement. Use the spare hand to push muscle for cooperation with the movement of massage head.