
USER MANUAL

SR-MJ1806H



Preface

The skin comprehensive management instrument is an indispensable skin beauty instrument, which can meet the basic needs of female friends to deeply clean the skin, whitening and hydrating, and burning fat and shaping one step at a time. The skin comprehensive management device can remove sebum and secretions, and can be used to clean the face with the blackhead derivation fluid, and can also play a sterilizing role throughout the cleaning process.

Catalog

Preface
Part I
Working principle
Applicable people and effect description
Part II
Detailed operation
Instrument technical parameters
User taboo
Precautions for use
Troubleshooting
Frequently asked questions and answers
Packing List
Operation diagram

Part I

I. Double cleaning principle

I. Cleaning shovel

The unique technology of the shovel knives, the energy generated by the mechanical vibration of 28,000 times per second has obvious osmotic effect on the human skin. Through the atomization transmission of the medium, a strong impact force can be used to instantly remove the deep dirt in the pores. It painlessly discharges acne, acne, and thoroughly cleans the pores.

The sebum and secretions that are clogged with low-frequency emulsified pores can also be sterilized, spray light mist into the pores, remove sebum and secretions, and remove dead skin.

Physical effects: high-frequency vibration sound waves combined with softening products or exfoliating cream to soften the damaged rough skin cuticle layer, and open the pores with sound waves, and remove the garbage and waste deep in the pores by high-frequency vibration.

The back side of the instrument can be molecularly introduced into the skin by high-frequency vibration and essence products to increase skin elasticity and smooth wrinkles.

II. Microdermabrasion

The second cleansing and firming, the dermabrasion uses diamond crystals specially processed for the patient's skin. Vacuum is used to absorb the necrotic cells of the skin, remove the deep dirt and waste from the pores, and make the skin double clean and promote the growth of new skin. Use the negative pressure function to remove the deep hair follicles of the skin. The mites blackheads and whiteheads will also clear the blocked pores.

Biological effect: The suction is generated by the negative pressure, combined with the operation of the sanding head, it can effectively discharge the metabolites on the surface of the skin and the blackheads, garbage and blockages deep in the pores, which is equivalent to the vacuum cleaner of the skin, and completely cleans the skin.

III. Ultrasound

Mechanical action: The ultrasonic power is strong and the ability is large. The action on the face can cause the skin cells to vibrate, produce a fine massage effect, change the cell volume, thereby improving the local blood and lymph circulation, enhancing the cell permeability, improving the tissue metabolism and the regeneration ability. Softening tissue, stimulates the nervous system and cell function, make the skin full of elasticity.

Warming effect: Through the warming effect of ultrasound, the skin surface temperature can be increased, blood circulation can be accelerated, nutrients of skin cells can be increased, nerve excitability can be reduced, analgesic effect can be played, muscle fibers of spasm can be relaxed and spasmolysis can be played. Ultrasound heat is endogenous heat, 79% - 82% of the heat is transported by blood from the action zone, and 18% - 21% is dispersed from heat conduction to adjacent tissues. Therefore, customers do not have obvious thermal sensation.

Chemistry: Ultrasound can strengthen the catalytic ability, accelerate the metabolism of skin cells, change the PH value of tissue to alkaline direction, alleviate the acidosis and pain accompanied by skin inflammation. Ultrasound can improve the permeability of cell membrane, make nutrients and drugs depolymerize, help skin absorb nutrients, help drug penetrate into bacteria, and improve bactericidal ability.

Biological effects: powerful, energy-intensive, 1 million to 3 million massages per second can make skin cells vibrate, produce fine massage effect, change cell volume, thereby improving local blood and lymph circulation, enhancing cell permeability, improving tissue metabolism and regeneration, softening tissue, stimulating nervous system and cell work. It can make the skin glossy and elastic. Ultrasound can make the diffusion speed faster through vibration energy. It can penetrate nutritious products into the skin through high frequency vibration and heat energy. Ultrasound's warm and heat energy can penetrate into the skin at six centimeters below the skin. It can make the blood and lymph flow smoothly, accelerate the blood circulation of cells, activate the biological effects of cell tissues, weaken all kinds of color spots and make the skin white. Cells in deep tissues are activated and regenerated.

IV. Efficacy

1. Spray water into the pore and bring out dirt through high frequency vibration.
2. Nutrients are refined into small molecular particles by high frequency vibration, which can enhance skin absorption and nutrients reach the dermis directly.
3. Improve skin quality, rough pore, wrinkles, thick cutin, purify skin, remove excess thick cutin, purify pore, decompose oil and smooth, tighten pore, clear and smooth

skin, etc.

4. Remove the dark circles with eye care essence, repair and care, eliminate dark circles, bags under the eyes and small dry lines.
5. Increase the elasticity of the skin to prevent muscle relaxation, rough skin, wrinkles and skin flaring.
6. Effectively excrete metabolites on the skin surface and blackheads, garbage and blockages deep in the pore, which is equivalent to the skin vacuum cleaner, and thoroughly clean the skin.
7. Reducing the harmful substances such as metal ions deposited in skin which General cosmetic care is difficult to eliminate.
8. Prevent pigmentation and whitening effect.
9. Instantly remove the dirt in the capillaries, and painlessly discharge the acne, whelk and facial black spots that obstruct the pores, so that the skin can be cleaned.

V. Applicable people

1. Dry skin and water shortage.
2. Large pores, rough skin, dull.
3. Blackheads, whiteheads, pores, clogged, closed, acne, acne population.
4. The skin is not well absorbed, and the bottom of the skin is dehydrated.
5. Dark skin and uneven skin tone.
6. Excessive secretion of oil from the skin, oily and dry skin.
7. Usually improper cleaning, the skin is not smooth.

VI. Taboo people

1. Cardiovascular and cerebrovascular diseases, three high population.
2. Serious skin allergy.
3. Patients with dermatosis and infectious diseases.
4. There are metal patients in the body (cardiac pacemaker, steel plate, metal teeth, etc.).
5. The skin has local symptoms such as injury and inflammation.
6. Skin allergic period.
7. Pregnancy and menstruation.
8. Skin wounds or wounds.

VII. Project advantages

Microdermabrasion + cleaning shovel + ultrasonic introduction, three-effect combination, ultrasonic waves use high-speed and small vibration to generate small foam, atomize water molecules, and in combination, discharge pores and sediments in skin tissue, It also promotes skin metabolism. The dermabrasion operation can

deeply clean the blackheads and blockages in the pores, which can discharge the skin waste, deepen the dirt in the pores, make the skin clean and clear, give the skin a thorough cleaning, and at the same time give the skin nutrition.

VIII. Notes after operation

1. Pay attention to sun protection, avoid sunbathing just after operation.
2. Avoid touching, grasping, buckle, etc.
3. Pay attention to the mask to replenish moisture to prevent dryness and accelerate metabolism.
4. Do not change skin care products frequently.
5. Make sure to remove makeup before going to bed.
6. Avoid contact with high temperatures.

II. Deep moisturizing

I. Cleaning shovel

Special energy exchange technology, the energy generated by 28000 mechanical vibration per second has obvious penetration effect on human skin. Through the medium atomization transmission, strong impact force can instantly remove the deep dirt in the pore, painless discharge of acne and acne blocking the pore, so that the skin can be thoroughly cleaned.

Low-frequency emulsifying pore blocked sebum and secretion inducement can also sterilize, spray mist into the pore, and remove sebum and secretion function, remove dead skin.

Physical effects: High-frequency vibration sound wave combined with softening products or exfoliating ointment softens the damaged rough cuticle, and opens the pore with sound wave. High-frequency vibration removes the garbage and waste in the pore deeply.

Through the high frequency vibration and the essence products, the products can be molecularized into the skin, increasing elasticity and smoothing wrinkles.

Avoid contact with high temperatureThe back side of the instrument can be molecularly introduced into the skin by high-frequency vibration and essence products to increase skin elasticity and smooth wrinkles.

II. Spray bottles

Using pressurized oxygen, the product and oxygen are connected to the air pressure equipment at the same time, and the pellet water droplets are transformed into tiny molecular weight acting on the skin. Tiny droplets will be sprayed out by special designed nozzles in the form of spray at the speed of 200M seconds, and the water and oxygen will be injected into the bottom of human skin at great speed.

Biological effects: through vacuum negative pressure to form a vacuum circuit, combine the high concentration of reactive oxygen and essence, directly through the release of high pressure to the skin, so that nutrients molecules can promote the separation of pore waste, which can deeply clean the face, and can provide the skin with a lasting essence nutrition, and make the skin healthy, moist delicate and shiny.

III. Ultrasound

Warming effect: Through the warming effect of ultrasound, the skin surface temperature can be increased, blood circulation can be accelerated, nutrients of skin cells can be increased, nerve excitability can be reduced, analgesic effect can be played, muscle fibers of spasm can be relaxed and spasmolysis can be played. Ultrasound heat is endogenous heat. 79% - 82% of the heat is transported by blood from the action zone, and 18% - 21% is dispersed from heat conduction to adjacent tissues. Therefore, customers have no obvious thermal sensation.

Chemistry: Ultrasound can strengthen the catalytic ability, accelerate the metabolism of skin cells, change the PH value of tissue to alkaline direction, alleviate the acidosis and pain accompanied by skin inflammation. Ultrasound can improve the permeability of cell membrane, make nutrients and drugs depolymerize, help skin absorb nutrients, help drug penetrate into bacteria, and improve bactericidal ability.

Biological effect: High power, high energy, 1 million to 3 million massages per second, can make skin cells vibrate, produce fine massage effect, make skin glossy and elastic. Ultrasound can make the diffusion speed faster through vibration energy. Nutritional products can enter skin through high frequency vibration and heat energy subtly. The warmth of the ultrasonic wave penetrates into the skin six centimeters, smoothing the circulation of blood and lymph, accelerating the blood circulation of the cells, and starting the cell tissue organism. The effect is to deepen the moisture and enhance the absorption and penetration effect.

IV. LED color light

LED high-tech optical skin rejuvenation cosmetology instrument uses photodynamic principle to activate deep cells, so that skin can better metabolize. After light is absorbed by skin, light energy is converted into intracellular energy, which relaxes and strengthens microvessels and produces photochemistry-enzymatic reaction with skin, and increases the activities of catalase and superoxide dismutase (SOD) as cell guards and cleaners. Increased decomposition of adenosine triphosphate (ATP) as a source of cellular energy. Increase glycogen and protein content, thereby promoting cell metabolism and synthesis. Stimulate the secretion of basic synthetic fibroblast growth factor (BFGF) epidermal growth factor (EGF) in vivo, make collagen fibers and elasticity, rearrange fibers, block and eliminate melanin formation, accelerate cell growth, accelerate blood circulation, stimulate fibrocyte tissue to produce collagen, increase skin elasticity, repair aging skin, treat sore skin, desalinate spots, enhance firmness. Nursing such as relieving sunburn plays an important role.

Biological effect: Use photodynamic principle to activate deep cells, so that skin can better metabolize. After the light is absorbed by the skin, the light energy is converted into intracellular energy, which relaxes and strengthens the microvasculature and produces a photochemical reaction with the skin-enzymatic reaction, increasing the glycogen and protein content, thereby promoting cell metabolism and synthesis.

V. Efficacy

1. Water atomization, deep into the pores, high-frequency vibration, bring out dirt.
2. High-frequency vibration Refines nutrients into small molecular particles, effectively strengthens skin absorption, and provides nutrients directly to the dermis layer.
3. Introduce the product to improve skin texture, large pores, wrinkles, thick horniness, purify the skin, remove excess thick keratin, purify pores, break down fat and smooth pores, clear and smooth skin, etc.
4. Ultrasound on the skin can promote the normalization of fibrous tissue activity in the dermal tissue, thereby increasing the elasticity of the skin.
5. Accelerate cell growth and accelerate blood circulation
6. Produce collagen, increase skin elasticity, repair aging skin, acne skin, dilute spots, improve firmness, relieve sunburn, etc.
7. Enter the nutrient product into the skin with high frequency vibration and heat.
8. Deep hydration locks water to prevent water loss.

VI. Applicable people

1. Dry skin and lack of water.
2. blackheads, whiteheads, pores, clogged, closed, acne, acne.
3. Sensitive skin.

-
4. The skin appears aging, wrinkled skin.
 5. Uneven skin tone, pigmented skin.
 6. Need skin tightening.
 7. The skin is not well absorbed, and the bottom of the skin is dehydrated.
 8. The skin is easy to peel off, remove makeup, not tender.
 9. The skin appears dry lines, fine lines.

VII. Taboo people

1. Cardiovascular and cerebrovascular diseases, three high populations.
2. People with severe skin allergies.
3. Patients with skin diseases and infectious diseases.
4. There are metal patients in the body (cardiac pacemaker, steel plate, metal teeth, etc.).
5. Skin damage, local symptoms such as inflammation.
6. Skin allergies.
7. Pregnancy and menstruation.
8. The skin has wounds or wounds.

VIII. Project advantages

Skin spatter + Spray Gun + ultrasonic +led micro electro color light and four effect combination, clean the skin deep into the essence, through the ultrasonic frequency along the direction of the pores into the dermal dermis, to achieve long-term effective replenishment and moisturizing, combined with the role of color light to accelerate the absorption of blood circulation, help skin calm and repair, to achieve deep replenishment of water, so that your skin looks better, more tender and shiny.

IX. Notes after operation

1. Pay attention to sun protection, avoid sunbathing just after operation.
2. Avoid touching, grasping, buckle, etc.
3. Pay attention to the mask to replenish moisture to prevent dryness and accelerate metabolism.
4. Do not change skin care products frequently.
5. Make sure to remove makeup before going to bed.
6. Avoid contact with high temperatures.
7. Avoid using products containing alcohol and hormones.

III. Calm and soothing

I. Cleaning shovel

Special energy exchange technology, the energy generated by 28000 mechanical vibration per second has obvious penetration effect on human skin. Through the medium atomization transmission, strong impact force can instantly remove the deep dirt in the pore, painless discharge of acne and acne blocking the pore, so that the skin can be thoroughly cleaned.

Low-frequency emulsifying pore blocked sebum and secretion inducement can also sterilize, spray mist into the pore, and remove sebum and secretion function, remove dead skin.

Physical effects: High-frequency vibration sound wave combined with softening products or exfoliating ointment softens the damaged rough cuticle, and opens the pore with sound wave. High-frequency vibration removes the garbage and waste in the pore deeply.

Through the high frequency vibration and the essence products, the products can be molecularized into the skin, increasing elasticity and smoothing wrinkles.

Avoid contact with high temperatureThe back side of the instrument can be molecularly introduced into the skin by high-frequency vibration and essence products to increase skin elasticity and smooth wrinkles.

II. Spray bottles

Using pressurized oxygen, the product and oxygen are connected to the air pressure equipment at the same time, and the pellet water droplets are transformed into tiny molecular weight acting on the skin. Tiny droplets will be sprayed out by special designed nozzles in the form of spray at the speed of 200M seconds, and the water and oxygen will be injected into the bottom of human skin at great speed.

Biological effects: through vacuum negative pressure to form a vacuum circuit, combine the high concentration of reactive oxygen and essence, directly through the release of high pressure to the skin, so that nutrients molecules can promote the separation of pore waste, which can deeply clean the face, and can provide the skin with a lasting essence nutrition, and make the skin healthy, moist delicate and shiny.

III. LED color light

LED high-tech optical skin rejuvenation cosmetology instrument uses photodynamic principle to activate deep cells, so that skin can better metabolize. After light is absorbed by skin, light energy is converted into intracellular energy, which relaxes and strengthens microvessels and produces photochemistry-enzymatic reaction with skin, and increases the activities of catalase and superoxide dismutase (SOD) as cell guards and cleaners. Increased decomposition of adenosine triphosphate (ATP) as a source of cellular energy. Increase glycogen and protein content, thereby promoting cell metabolism and synthesis. Stimulate the secretion of basic synthetic fibroblast growth factor (BFGF) epidermal growth factor (EGF) in vivo, make collagen fibers and elasticity, rearrange fibers, block and eliminate melanin formation, accelerate cell growth, accelerate blood circulation, stimulate fibrocyte tissue to produce collagen, increase skin elasticity, repair aging skin, treat sore skin, desalinate spots, enhance firmness. Nursing such as relieving sunburn plays an important role.

Biological effect: Use photodynamic principle to activate deep cells, so that skin can better metabolize. After the light is absorbed by the skin, the light energy is converted into intracellular energy, which relaxes and strengthens the microvasculature and produces a photochemical reaction with the skin-enzymatic reaction, increasing the glycogen and protein content, thereby promoting cell metabolism and synthesis.

IV. Cold and Hot Hammers

Use the principle of air conditioner. Special wafer ceramics are used to absorb energy and refrigerate at - 5 degrees in an instant. The method of physical heat accumulation produced by wafer energy absorption makes one side produce heat up to 40 degrees. The fan discharges excess heat energy and achieves the effect of constant temperature and freezing alternately. Promote metabolism, alleviate allergic reaction, shrink pore, calm skin, whiten and tender skin.

Biological effects: The use of refrigeration and heating on the skin for the corresponding efficacy, cooling tissue temperature, blood vessels and veins contraction, reduce metabolic rate, inhibit slow cell activity, reduce peripheral nerve sensitivity, sedative and soothing effect, counteract allergic skin redness, swelling, pain, especially allergic skin. To calm the skin, reduce redness and swelling, shrink pore and other effects. When heating, it can heat tissue, raise temperature, adjust blood circulation, accelerate metabolism and promote product absorption.

V. Efficacy

1. Promoting product absorption and penetration.
2. Relax and calm skin.
3. Eliminate redness, swelling, fever, pain, itching and discomfort.
4. Effective water replenishment to prevent water loss and lock up water.
5. Relieve acne muscles and fragile skin.
6. Shrinking pore, delicate skin, smoothing fine lines.
7. Repair skin barrier, enhance skin resistance and repair after sun exposure.
8. Clean up excess dirt and cutin.

VI. Applicable people

1. Dry skin and water shortage.
2. Large pores, blockage, rough skin, dull.
3. Sensitive skin.
4. Thin cuticle, red blood.
5. Acne muscle, sensitive muscle.
6. Large pores, rough.
7. Dark complexion, dull.
8. Oily and dry, mixed skin.
9. Redness and discomfort in the skin after exposure.

VII. Taboo people

1. The face is allergic or has a wound.
2. Seriously sensitive muscles.
3. During pregnancy, recovery period.
4. There are pustules on the face.
5. Just doing a complete surgery.
6. Cardiovascular and cerebrovascular diseases, three high population.
7. Patients with skin diseases and infectious diseases.
8. There are metal patients in the body (cardiac pacemaker, steel plate, metal teeth, etc.).
9. Skin damage, local symptoms such as inflammation.
10. Skin allergies.
11. Pregnancy and menstruation.

VIII. Project advantages

Leather shovel + Spray Gun + freezer + LED color light four in one to calm the skin,

alleviate the discomfort of sensitive skin, such as redness and swelling, shrink pore, LED light can eliminate inflammation and sterilization, promote skin absorption and soothing effect. It can use moisture essence, aloe vera essence, etc. to quickly restore the skin moisture wall, and enhance the stabilization effect.

IX. Notes after operation

1. Pay attention to sunscreen and avoid sunshine just after operation.
2. Avoid touching, grasping, buttoning, etc. with your hands.
3. Pay attention to the application of multi mask to replenish moisture, prevent dry and accelerate metabolism.
4. Don't change skin care products frequently.
5. Be sure to remove your makeup before going to bed.
6. Avoid contact with high temperature.
7. Avoid products containing alcohol and hormones.

IV. Anti-acne Treatment

I. Cleaning shovel

Special energy exchange technology, the energy generated by 28000 mechanical vibration per second has obvious penetration effect on human skin. Through the medium atomization transmission, strong impact force can instantly remove the deep dirt in the pore, painless discharge of acne and acne blocking the pore, so that the skin can be thoroughly cleaned.

Low-frequency emulsifying pore blocked sebum and secretion inducement can also sterilize, spray mist into the pore, and remove sebum and secretion function, remove dead skin.

Physical effects: High-frequency vibration sound wave combined with softening products or exfoliating ointment softens the damaged rough cuticle, and opens the pore with sound wave. High-frequency vibration removes the garbage and waste in the pore deeply.

Through the high frequency vibration and the essence products, the products can be molecularized into the skin, increasing elasticity and smoothing wrinkles.

Avoid contact with high temperatureThe back side of the instrument can be molecularly introduced into the skin by high-frequency vibration and essence products to increase skin elasticity and smooth wrinkles.

II. Cold and Hot Hammers

Use the principle of air conditioner. Special wafer ceramics are used to absorb energy and refrigerate at - 5 degrees in an instant. The method of physical heat accumulation produced by wafer energy absorption makes one side produce heat up to 40 degrees. The fan discharges excess heat energy and achieves the effect of constant temperature and freezing alternately. Promote metabolism, alleviate allergic reaction, shrink pore, calm skin, whiten and tender skin.

Biological effects: The use of refrigeration and heating on the skin for the corresponding efficacy, cooling tissue temperature, blood vessels and veins contraction, reduce metabolic rate, inhibit slow cell activity, reduce peripheral nerve sensitivity, sedative and soothing effect, counteract allergic skin redness, swelling, pain, especially allergic skin. To calm the skin, reduce redness and swelling, shrink pore and other effects. When heating, it can heat tissue, raise temperature, adjust blood circulation, accelerate metabolism and promote product absorption.

III. Ultrasound

Mechanical action: The ultrasonic power is strong and the ability is large. The action on the face can cause the skin cells to vibrate, produce a fine massage effect, change the cell volume, thereby improving the local blood and lymph circulation, enhancing the cell permeability, improving the tissue metabolism and the regeneration ability. Softening tissue, stimulates the nervous system and cell function, make the skin full of elasticity.

Warming effect: Through the warming effect of ultrasound, the skin surface temperature can be increased, blood circulation can be accelerated, nutrients of skin cells can be increased, nerve excitability can be reduced, analgesic effect can be played, muscle fibers of spasm can be relaxed and spasmolysis can be played. Ultrasound heat is endogenous heat, 79% - 82% of the heat is transported by blood from the action zone, and 18% - 21% is dispersed from heat conduction to adjacent tissues. Therefore, customers do not have obvious thermal sensation.

Chemistry: Ultrasound can strengthen the catalytic ability, accelerate the metabolism of skin cells, change the PH value of tissue to alkaline direction, alleviate the acidosis and pain accompanied by skin inflammation. Ultrasound can improve the permeability of cell membrane, make nutrients and drugs depolymerize, help skin absorb nutrients, help drug penetrate into bacteria, and improve bactericidal ability.

Biological effects: powerful, energy-intensive, 1 million to 3 million massages per second can make skin cells vibrate, produce fine massage effect, change cell volume, thereby improving local blood and lymph circulation, enhancing cell permeability,

improving tissue metabolism and regeneration, softening tissue, stimulating nervous system and cell work. It can make the skin glossy and elastic. Ultrasound can make the diffusion speed faster through vibration energy. It can penetrate nutritious products into the skin through high frequency vibration and heat energy. Ultrasound's warm and heat energy can penetrate into the skin at six centimeters below the skin. It can make the blood and lymph flow smoothly, accelerate the blood circulation of cells, activate the biological effects of cell tissues, weaken all kinds of color spots and make the skin white. Cells in deep tissues are activated and regenerated.

IV. Spray bottles

Using pressurized oxygen, the product and oxygen are connected to the air pressure equipment at the same time, and the pellet water droplets are transformed into tiny molecular weight acting on the skin. Tiny droplets will be sprayed out by special designed nozzles in the form of spray at the speed of 200M seconds, and the water and oxygen will be injected into the bottom of human skin at great speed.

Biological effects: through vacuum negative pressure to form a vacuum circuit, combine the high concentration of reactive oxygen and essence, directly through the release of high pressure to the skin, so that nutrients molecules can promote the separation of pore waste, which can deeply clean the face, and can provide the skin with a lasting essence nutrition, and make the skin healthy, moist delicate and shiny.

V. LED color light

LED high-tech optical skin rejuvenation cosmetology instrument uses photodynamic principle to activate deep cells, so that skin can better metabolize. After light is absorbed by skin, light energy is converted into intracellular energy, which relaxes and strengthens microvessels and produces photochemistry-enzymatic reaction with skin, and increases the activities of catalase and superoxide dismutase (SOD) as cell guards and cleaners. Increased decomposition of adenosine triphosphate (ATP) as a source of cellular energy. Increase glycogen and protein content, thereby promoting cell metabolism and synthesis. Stimulate the secretion of basic synthetic fibroblast growth factor (BFGF) epidermal growth factor (EGF) in vivo, make collagen fibers and elasticity, rearrange fibers, block and eliminate melanin formation, accelerate cell growth, accelerate blood circulation, stimulate fibrocyte tissue to produce collagen, increase skin elasticity, repair aging skin, seat sore skin, desalinate spots, enhance firmness. Nursing such as relieving sunburn plays an important role.

Biological effect: Use photodynamic principle to activate deep cells, so that skin can better metabolize. After the light is absorbed by the skin, the light energy is converted into intracellular energy, which relaxes and strengthens the

microvasculature and produces a photochemical reaction with the skin-enzymatic reaction, increasing the glycogen and protein content, thereby promoting cell metabolism and synthesis.

VI. Efficacy

1. Clean skin, remove cutin and pore blockage.
2. Calm skin, relieve redness, swelling, heat, pain, itching, etc.
3. Shrinking pore and locking water.
4. Promoting circulation, metabolism and accelerating product absorption.
5. Dilute pigments and tighten skin.
6. Effective water supplement to prevent water loss.
7. Increase elasticity and smooth fine lines.
8. Reduce the outbreak rate of acne and inhibit the growth of acne.
9. Anti-inflammation and sterilization, reduce the risk of acne breeding.
10. Clean skin garbage thoroughly to prevent blockage leading to acne growth.
11. Relieving acne marks and pigmentation.

VII. Applicable people

1. Acne skin, oily skin.
2. The pores are coarse, rough, and not smooth.
3. Pigmentation, uneven skin tone.
4. Blackheads, thick pores in the stratum corneum.
5. Fine lines, dull skin.
6. Acne repeatedly.
7. Sensitive skin.

VIII. Taboo people

1. The face is allergic or has a wound.
2. Seriously sensitive muscles.
3. During pregnancy, recovery period.
4. There are pustules on the face.
5. Just doing a complete surgery.
6. Cardiovascular and cerebrovascular diseases, three high population.
7. Patients with skin diseases and infectious diseases.
8. There are metal patients in the body (cardiac pacemaker, steel plate, metal teeth, etc.).
9. Skin damage, local symptoms such as inflammation.
10. Skin allergies.
11. Pregnancy and menstruation.

IX. Treatment advantages

Skin shovel + cold and hot hammer + ultrasonic + Spray Gun + LED color light + high frequency six-effect combination, biological acne removal, calming skin, deep solution to acne problem, combined with color light and anti-inflammatory sterilization to skin, promote the elimination of acne and repair the skin.

X. Notes after operation

1. Pay attention to sunscreen and avoid sunshine just after operation.
2. Avoid touching, grasping, buttoning, etc. with your hands.
3. Pay attention to the application of multi mask to replenish moisture, prevent dry and accelerate metabolism.
4. Don't change skin care products frequently.
5. Be sure to remove your makeup before going to bed.
6. Avoid contact with high temperature.
7. Avoid products containing alcohol and hormones.

Part II

I. Detailed operation

II. Instrument technical parameters

Power Supply Input: AC110V-220V 50Hz/60Hz

Power: 25W

Dimensions: 13.1 x 13.3 x 8.8 inches

Net Weight: 7.04KG

Gross Weight: 8.04KG

Microcurrent+Photon

Frequency: 62.5KHz

Power: 5.8W

Ultrasonic Probe

Frequency: 1MHz

Power: 15W

Ultrasonic tip Probe

Frequency: 1MHz

Power: 18W

Scrubber

Frequency: 24KHz

Power: 8W

Cold Hammer

Temperature: COLD: 32-39.2°F HOT: 113°F

Power: 25W

Diamond Wands

Power: 13W

Suction Vacuum: -73KPa

Air Flow: 10LPM

Noise Level: <65dB(30cmaway)

III. User taboos

1. Pregnant or lactating women.
2. Heart disease or with a pacemaker.
3. The surgical wound has not healed yet.
4. Patients with epilepsy, severe diabetes and hyperthyroidism.
5. Patients with malignant tumors, patients with hemophilia or severe bleeding.

6. Patients with skin diseases and infectious diseases should be used with caution.

IV. Notes and maintenance

1. After each use of the instrument, please remove the head of the course and clean it with clean water and keep it properly.
2. Before using the instrument, the plug with grounding pin must be used and the power socket of the instrument must be grounded.
3. Ensure that the voltage of the instrument is appropriate. If the voltage of the local power supply is unstable, we recommend that users increase the power matching regulated power supply between the municipal power supply and the instrument.
4. In order to ensure the therapeutic effect and normal service life of the instrument, please use the specified accessories provided or recommended by the original manufacturer.
5. Instruments should not be placed in wet places or near water sources, nor should they be directly exposed to sunlight.
6. Do not place the instrument near a strong heat source, because this may affect the life and normal use of the instrument.
7. Before treatment, please remove all metal objects from the body first, so as to avoid unexpected conditions and affect the curative effect.
8. Do not use in eyes, thyroid gland, parathyroid gland, testis, abdomen of pregnant women and atrial pulse generator.
9. Patients who are suffering from illness should also use this instrument carefully unless they have the permission of a doctor.
10. When no guest uses the instrument, please turn off the power switch of the instrument, and ensure that the total power supply of the instrument is turned off before the staff leaves after daily use, so as to ensure the safety of the electrical products.

Use instruments or train instrument operators in strict accordance with instructions in the use manual.

V. Operating precautions

1. If you feel unwell during use, or find any abnormality in the product, please turn off the power immediately and stop using it.
2. If the strength is too high, there may be cramps. If this happens, please stop using it immediately.
3. Please do not use it for young children.
4. Please place it in a place that is not easy for infants and young children to touch.
5. If the product is abnormal, please stop and make sure that the power plug is unplugged.
6. When starting, please don't adjust the intensity too much. Start with low intensity.
7. If the skin is red and swollen and itchy, please reduce the output intensity and choose the appropriate strength for the skin.
8. Avoid touching the air vent when using the freezer, so as not to be scalded.
9. Check whether gaskets have been installed when using microcrystalline grinding, otherwise air leakage or suction will be insufficient.
10. When using a shovel, the face must be wet to avoid dry skin operation.
11. Avoid wearing metal objects when using this product. Please remove the metal accessories, the body should not do it in metallic substances.
12. The product used in the lance must be a watery product.
13. Carefully avoid injecting into the mouth and in the nostrils when spraying oxygen.
14. Clean the cuvette and the inner tube hole before and after each lance. Avoid tube plugging caused by product drying. Cleaning method: Pour pure water into the small cup, then press the control button down and pull back, and quickly spray the water out of the cup.
15. When sucking blackheads, it is best to put a proper amount of cotton paper in the glass tube to prevent dirt from being sucked into the air duct and damage the main unit. Don't stay in the face for too long, so as not to cause bruises.
16. If there is no suction when starting up, it is normal, and it will return to normal after a while. The suction size can be adjusted with the metal knob, which is large clockwise.
17. When using the spray bottle, do not insert the catheter into the black hole to prevent the lotion from being sucked into the air pump and damage the main unit.
18. It is normal for the squeaky sensation of current to flow through the operation of the ionization operation.
19. When the cleaning shovel is cleaned, the groove is outward. The operation will see the water droplets splashing in the water, and the skin part of the instrument is not covered with water drops. Put the cleaning shovel upside down and apply the flat to the skin for import and lifting.

VI. Common faults and treatment methods

1. Does the instrument operate senselessly?
 - A. Check whether the instrument socket is plugged in properly.
 - B. Check whether the handle link is inserted in place.
 - C. Check whether the instrument is in contact with the product.

The instrument does not start, and the button light on the back of the instrument does not light up?

- A. Make sure the power cord is connected to a valid power outlet.
- B. Is the fuse tube on the back of the instrument loose or burnt?

3. No current output?
 - A. Please check whether the plug connecting the instrument handle and the fuselage is tightly connected.
 - B. Please check whether the treatment area is clean. Oil or oily essential oil products may cause poor contact between the handle of the instrument and the human body, resulting in no current output.

4. Decreased current output?
 - A. Please check whether the plug connecting the instrument handle and the fuselage is tightly connected.
 - B. Please check whether the handle of the course of treatment is contaminated with non-conductive grease and other substances, which will cause poor contact and reduce the output.
 - C. Please check whether the product used is an adapter specified by the instrument.

5. Does the instrument have no or very low pressure?
 - A. Please close the instrument and check whether the hose of the instrument is tightened.
 - B. Please check whether the handle cover is tightened and whether the product is watery.
 - C. Please check whether the rubber hose is damaged or air leakage causes poor air pressure.
 - D. If the above method can not be handled, please contact the instrument distributor for assistance.

6. The instrument can be activated, but the wrong information appears on the screen?
 - A. Please unplug the power plug behind the instrument and wait about 1 minute to plug it in before restarting the instrument.
 - B. If the above method is not available, please contact the instrument distributor for assistance.

VII. Common Questions and Solutions

1. Can I make up after doing this instrument?

Answer: Make-up can be completely done, after completing the skin is moist and full, at this time make-up more makeup. This is a skin-free and wound-free care, safe, healthy, fast and effective.

2. How long can you see the effect?

Answer: Once done, you can see that the skin is clear and transparent. The effect of continuous treatment is more obvious. It can improve the condition of deep water deficiency, dullness, fine lines and aging of skin.

3. Do you have any dependencies?

Answer: No dependence, this is to improve and deeply clean the skin for skin problems, belongs to the maintenance and resistance of the skin caused by other factors, help the skin absorb nutritional products, solve the skin dark yellow, water shortage, rough, wrinkled skin, if not done later, just return to the skin's own secretion and aging, will not cause dependence.

VIII. Packing list

Ultrasonic Probe x2

Ultrasonic Skin Scrubber x1

Diamond Tips x 9


Diamond Wands x3





Microcurrent+Photon Handle x 1

Cold Hammer x1




Power cord x 1

IX. Operational Diagram



Parameter adjustment	Product	Operation method	Graphic
Double cleaning: 70 minutes once a week			
Energy regulation: 1-5 Mode: A, B	Cleansing Oil +Cleansing Milk +Blackhead Derivative+ Microdermabrasion +Cleaning Shovel +Ultrasound	1. Clean makeup for 5 minutes. 2. Apply blackhead liquid + thermal spray for 5-10 minutes (sensitive skin for about 2 minutes, blackhead severe for up to 10 minutes).	

	+Essence +Mask	<p>3. After wetting the face with wet cotton sheets, clean the face with a skin shovel for 5-10 minutes (the nose with blackheads can be focused on cleaning).</p> <p>4. Clean the face.</p> <p>5. Microdermabrasion operation for 5-10 minutes (select the appropriate operating head and suction, face and forehead are pulled up by a line, nose can be pulled up by a circle).</p> <p>6. Clean the face.</p> <p>7. Ultrasonic introduction of facial essence 5-10 minutes (can be introduced into moisturizing essence).</p> <p>8. Ultrasonic introduction of eye essence for 3-5 minutes (small circle around the eye, the whole circle of the eye is introduced).</p> <p>9. Apply cleansing hydrating mask 15 minutes.</p> <p>10. End.</p>	   
<p>Treatment advice</p> <p>Ten times for a course of treatment, the skin is clean and transparent after one finish, and the pores are refreshing and smooth. After a course of treatment, the pores of the skin are improved, the roughness and the strawberry nose are alleviated, and the skin is stabilized after three treatments, which helps the subsequent products to absorb better, and the skin is delicate and smooth.</p> <p>Suggested price: 698/time 4980/ten times</p>			

Deep moisturizing: 60 minutes once a week

<p>Energy regulation: 1-5 Mode: A, B</p>	<p>Cleansing Oil + Cleansing Milk + Cleaning shovel + Spray Gun + Color + Essence + Mask</p>	<ol style="list-style-type: none"> 1. Clean makeup for 5 minutes. 2. After wetting the face with wet cotton sheets, clean the face with a skin shovel for 5-10 minutes (the nose with blackheads can be cleaned mainly). 3. Clean the face. 4. Spray gun toner to clean and replenish water for 3-5 minutes (one line, one line, upward circular injection). 5. Ultrasonic introduction of facial essence 5-10 minutes (can be introduced into moisturizing essence). 6. Ultrasonic introduction of eye serum, 3-5 minutes. 7. Apply moisturizing mask for 15 minutes + micro-light color seal type operation face (optional red light). 8. Clean the face. 9. Wipe toner, essence, face cream, sunscreen. 10. End. 	  
<p>Treatment advice</p> <p>Ten times for a course of treatment, the skin is tender and delicate after one operation, and the treatment relieves dryness, lack of water and peeling after a course of treatment. The three treatments stabilize the skin condition, make the skin lasting and moisturize, and prevent water loss.</p> <p>Suggested price: 698/time 4980/ten times</p>			

Calming and soothing: 60 minutes once a week


<p>Energy regulation: 1-5 Mode: A, B</p>	<p>Cleansing Oil + Cleansing Milk + cleaning shovel + Spray Gun + Frozen head + Essence + LED light + Mask</p>	<ol style="list-style-type: none"> 1. Clean makeup for 5 minutes. 2. After wetting the face with wet cotton sheets, clean the face with a skin shovel for 5-10 minutes (the nose with blackheads can be cleaned mainly). 3. Clean the face. 4. Use the spray gun to replenish water, 5-8 minutes. 5. Evenly apply the essence to the face and use the freezing head to operate (from the chin, the line is raised upwards) 5-10 minutes. 6. Apply mask for 15 minutes + led light seal operation (led light can choose blue light, yellow light, color light). 7. Clean the face. 8. Wipe toner, essence. 9. End. 	 
--	--	--	---

Treatment advice

Ten times for a course of treatment, after one time, the skin is refreshing and cool, and the redness and swelling of the skin is eliminated. A course of treatment improves the fragility of sensitive skin and reduces the sensitivity rate. The three courses stabilize the skin condition, and the skin is kept clean and moist.

Suggested price: 698/time 4980/ten times

Anti-acne care: 60 minutes once a week

<p>Energy regulation: 1-5 Mode: A, B</p>	<p>Cleansing Oil + Cleansing Milk + Cleaning shovel + Cold and hot hammer + Ultrasonic + Spray gun + Led color light + High frequency + Essence + Mask</p>	<ol style="list-style-type: none"> 1. Clean makeup for 5 minutes. 2. After wetting the face with wet cotton sheets, clean the face with a skin shovel for 5-10 minutes (the nose with blackheads can be cleaned mainly). 3. Secondary cleaning and replenishment of pure water in spray gun for 3-5 minutes (circular spraying from line to line upward). 4. Open the skin pore with a hot hammer for 3-5 minutes (circle the line up next to the line). 5. The ultrasonic wave is used to import the acne essence for 5-10 minutes. 6. High-frequency acne operation 5-10 minutes (select the appropriate operation head for full face circular operation, acne area is strengthened). 7. Apply mask for 15 minutes. Combine with led light. Sealed operation (optional blue, violet). 8. Clean the face. 9. Freezer operation 5-10 minutes (one line laps the line up). 10. Wipe toner, acne essence. 11. End. 	
<p>Treatment advice</p> <p>Ten times for a course of treatment, once done, the acne muscle can anti-inflammatory and sterilize, stabilize the activity of acne, smooth down the acne muscle after a course of treatment, eliminate</p>			

redness and swelling, fundamentally cure acne problem, improve acne skin after three courses of treatment To reduce the rate of acne outbreaks, when the skin returns to normal.

Suggested price: 698/time 4980/ten times