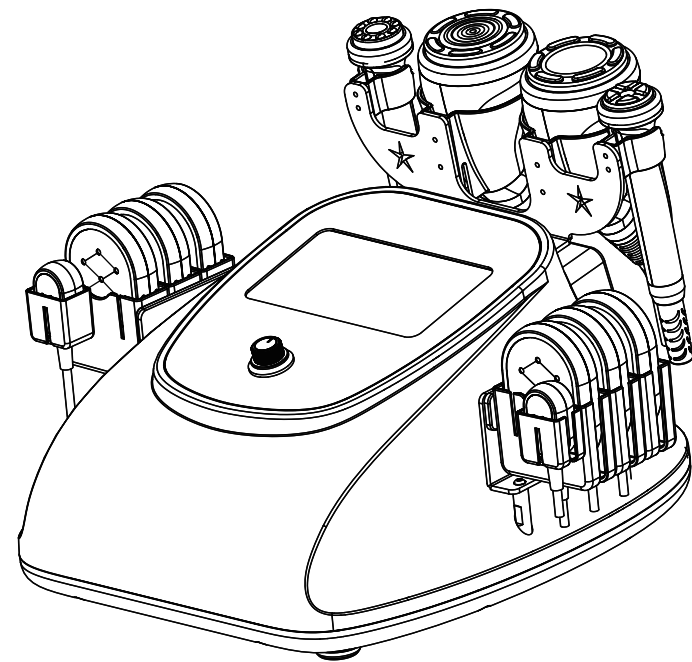


User Manual



Content

1.Safety Precautions	1
2.Contraindications	2
3.Overview	2
4.Interfacefunction	3
5.Technical Specification	7
6.Use Precautions	8
7.Maintenance & Cleaning.....	9
8.FAQ	10
9.Ask & Answer	13
10.Operation Guide	15
11.Warranty & Support	18

1.Safety Precautions

- 1.Please read this manual carefully before use and familiarize yourself with the operation of this instrument and related technology.
- 2.This instrument is a high-precision electronic device that requires proper storage. Please avoid storing it in humid conditions, direct sunlight, or near flammables and explosives to prevent damage.
- 3.Always use the designated accessory provided or recommended by the manufacturer to ensure performance throughout its service life.
- 4.Do not place the instrument in high-temperature conditions, as this may negatively impact its service life and performance.
- 5.Do not apply the instrument on eyes, thyroid, parathyroid, testicles, pregnant women's abdomen, pacemakers, etc.
- 6.Patients should refrain from using this instrument unless they have obtained permission from their doctor.
- 7.Ensure that the instrument is applied on moist skin and avoid the operation on dry skin.
- 8.Power off the instrument when not in use to ensure its safety.
- 9.If you are currently taking weight-loss drugs, please discontinue their use 1 - 2 months before using this instrument. Failure to do so may result in an extended course of treatment.
- 10.To maintain hygiene and extend the instrument's service life, sterilize it with saline.

2. Contraindications

Before using this instrument, it is essential to consult your doctor or seek advice from professionals. Details below:

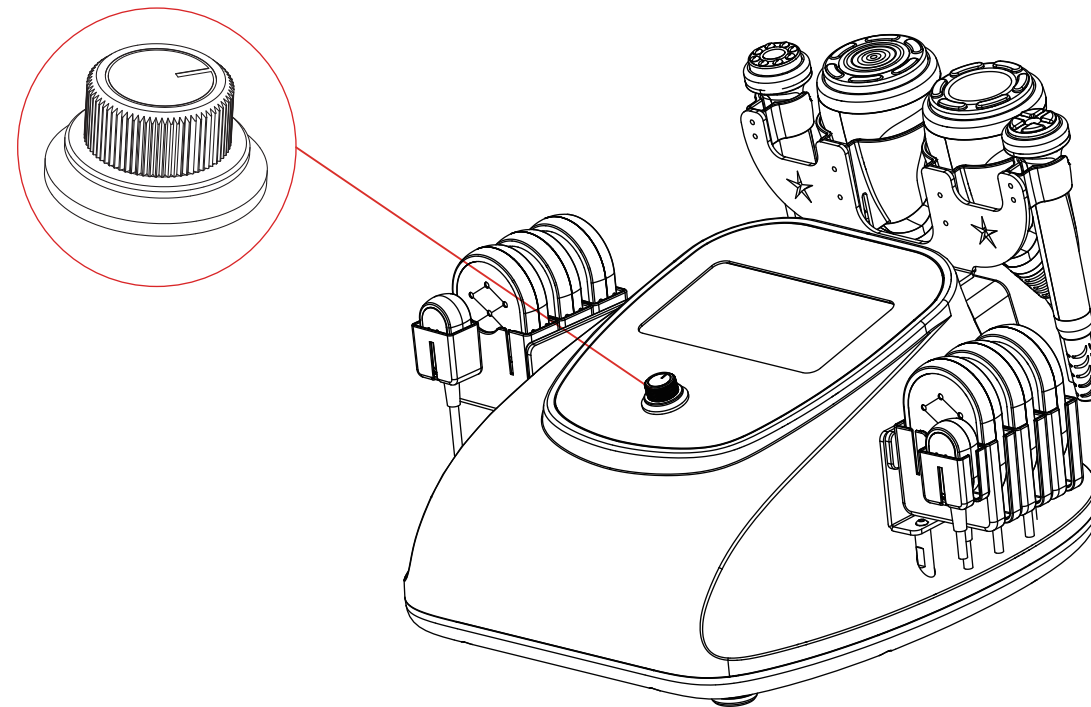
1. Pregnant or lactating woman.
2. Individuals with hypertension, heart disease, or a pacemaker installed.
3. Individuals with unhealed wounds or those in the recovery period from surgery.
4. Individuals who are sensitive to the micro-current.
5. Individuals suffering from epilepsy, severe diabetes, and hyperthyroidism.
6. Individuals suffering from malignant tumors, hemophilia, and hemorrhage.
7. Individuals with skin disease or infectious disease.
8. Individuals have had a cesarean section within six months, a miscarriage within three months, or a natural birth within two months.
9. For your safety, refrain from using if you've had plastic surgery or have implants/metal objects near the treatment area within 3 months.

3. Overview

With the most popular and safest technology for anti-aging, firming skin, and body shaping, this 5-in-1 beauty instrument ensures you achieve your desired body figure and radiant complexion. It provides the perfect solution for people seeking improvements in skin appearance and body figures without injections, drugs, or side effects. For external use with immediate effects

4. Interface Function

Knob for suction control





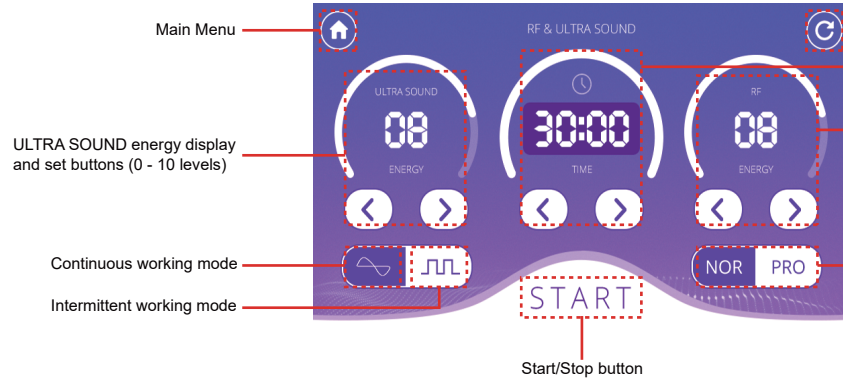
RF & ULTRA SOUND

LIPO LASER

RF & SUCTION BODY

RF & SUCTION

EMS & EL



Main Menu

ULTRA SOUND energy display and set buttons (0 - 10 levels)

Continuous working mode

Intermittent working mode

Start/Stop button

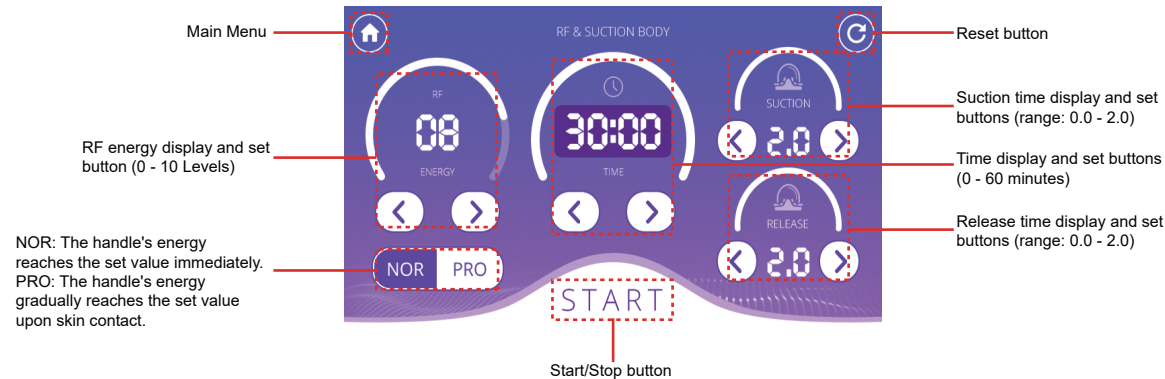
Reset button

Time display and set buttons (0 - 60 minutes)

RF energy display and set button (0-10 levels)

Mode selection

NOR: The handle's energy reaches the set value immediately.
 PRO: The handle's energy gradually reaches the set value upon skin contact.



Main Menu

RF energy display and set button (0 - 10 Levels)

NOR: The handle's energy reaches the set value immediately.
 PRO: The handle's energy gradually reaches the set value upon skin contact.

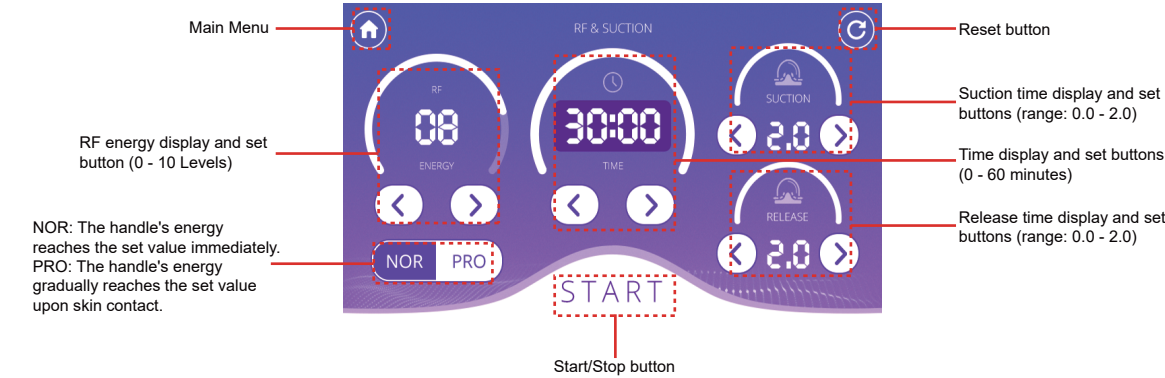
Start/Stop button

Reset button

Suction time display and set buttons (range: 0.0 - 2.0)

Time display and set buttons (0 - 60 minutes)

Release time display and set buttons (range: 0.0 - 2.0)



Main Menu

RF energy display and set button (0 - 10 Levels)

NOR: The handle's energy reaches the set value immediately.
 PRO: The handle's energy gradually reaches the set value upon skin contact.

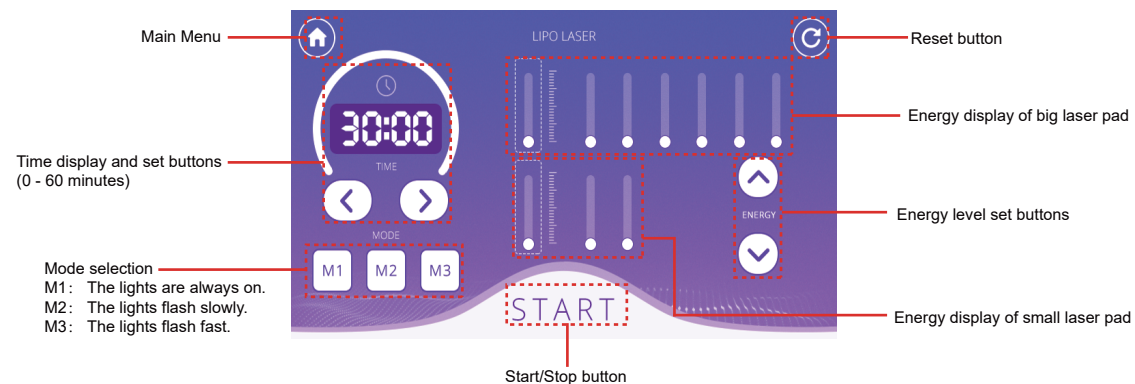
Start/Stop button

Reset button

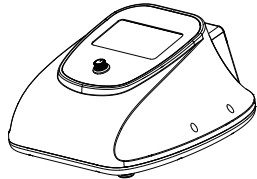





Suction time display and set buttons (range: 0.0 - 2.0)

Time display and set buttons (0 - 60 minutes)

Release time display and set buttons (range: 0.0 - 2.0)



5. Technical Specification

	Power supply Input: AC110V-220V 50Hz-60Hz	Net Weight: 7.8KG	
	Power: 90 W	Gross Weight: 9.1 KG	
	Dimensions: 18.3*18.5*11.2inches		Power: 16W
	Input Power: 90 W		
	Ultra sound Frequency: 30KHz		EL Frequency: 4KHz
	RF Frequency: 5MHz		EMS Frequency: 62.5Hz
	Power: 90W		Power: 10W
	Frequency: 5MHz	Air flow: 10LPM	
	Power: 90 W	Noise level: <65db(30cm away)	
	Vacuum: -73KPa		
	Frequency: 5MHz	Air flow: 10LPM	
	Power: 70W	Noise level: <65db(30cm away)	
	Vacuum: -73KPa		

6. Use Precautions

1. Strictly follow the instructions in the manual to use the instrument and train operator.
2. Before using the instrument, use a plug with a grounding pin and ensure the power socket is grounded.
3. Make sure the voltage of the instrument is adapted. If the local power supply voltage is unstable, we recommend adding a power-matched regulated power supply between the mains and the instrument.
4. Remove all the metal objects inside the body to avoid causing accidents or affecting treatment effects.
5. Stop the intake of weight drugs 1 - 2 months before the treatment, or extend the treatment course if you want to take the treatment immediately.
6. Do not use the instrument on an empty abdomen, and take the treatment 1 hour later after the meal.
7. Ensure full skin contact with the treatment head throughout the session to avoid uneven heat distribution.
8. Refrain from using the RF & ULTRA SOUND handle on areas such as the head, chest, breast, heart, or back.
9. Ensure the filter cotton is installed inside the RF & SUCTION BODY handle, as the foreign body may block the handle.

7. Maintenance & Cleaning

1. Disconnect the power cord when not in use and store the instrument in a dry, cool, and well-ventilated place.
2. Clean and sanitize the handle with a damp cloth or saline, and then dry it thoroughly with a dry towel to ensure it remains dry.
3. Before cleaning the RF & SUCTION BODY handle, ensure to remove the filter cotton to prevent the growth of bacteria.
4. After cleaning the instrument, cover it with a dustcloth or plastic wrap. Before use, ensure to sanitize the handle again for hygienic reasons.
5. Disassembling the instrument and attempting to clean the inside is strictly prohibited. This task should only be performed by professionals.

8. FAQ

1. How long does it take to see the results of RF treatment?

A: You might experience skin tightness right after the treatment, as the heat stimulation tightens the collagen tissue, and the RF stimulates the subcutaneous tissue bringing the continuous regeneration of collagen, leading to more noticeable results within one week.

2. Is RF safe for the skin?

A: RF firming and anti-wrinkle treatment is a non-surgical method that stimulates collagen regeneration and metabolism in the deeper layers of the skin without causing any harm. It's normal to experience temporary heat and redness in the treated area, which indicates increased blood circulation and should subside within a few hours. There's no need to be concerned about this reaction.

3. What is the duration of a body sculpting treatment?

A: Approximately 60 minutes, our skilled techniques and advanced instrument guarantee impressive results.

4. Liposuction or this device?

A: Liposuction surgery utilizes negative pressure to remove excess fat from specific areas, resulting in a slimming effect. It provides you with immediate results, but it also carries risks, requires anesthesia, and involves downtime. While our device offers a risk-free solution with no side effects. It sculpts your body, stimulates collagen regeneration for lifted skin, and creates the ideal figure for an overall improved appearance.

5. Is it safe to use ultrasound on the entire body?

A: NO. Ultrasound can break down fat cells, causing the cell walls to rupture and releasing fat, which is then absorbed and metabolized by the lymphatic system. The power of ultrasound is quite strong, and the heart is particularly sensitive to sound waves due to being a hollow organ. Sound waves can cause vibrations in the heart, and there can be variations in how sound waves are conducted through muscle tissue and blood within the heart, resulting in back-and-forth reflections. As a consequence, the valve may become dislodged from the heart muscle. Certainly, ultrasound treatment should be strictly avoided around the eye area to prevent the risk of retinal detachment, as well as areas such as the waist, back, chest, and the region around the heart.

6. Are there any side effects of ultrasound on the human body?

A: High-frequency sound wave is a non-surgical, non-invasive procedure that does not require incision or anesthesia. How does the ultrasound work: ultrasound (mechanical wave) - cavitation blasting - ultrasound focussing. The effect: fat breaking - fat dissolving - skin tightening and body sculpting, therefore, it only targets the low-density fat tissue and protects the high-density tissue such as blood vessels and nerves, ensuring no adverse effects on the human body. You may notice a slight noise in your ears during the session, which is a normal occurrence and requires no cause for concern.

7. Why do I get tinnitus during the treatment?

A: When the ultrasound with concentrated energy vibrates strongly and has a frequency higher than 20Khz, it can penetrate the skin to reach the fat layer that is 20mm deep. The energy causes high-speed friction and heat among the fat cells, which breaks them down and emulsifies them. However, this process can create noise that may be audible in your ears.

8.What is collagen?

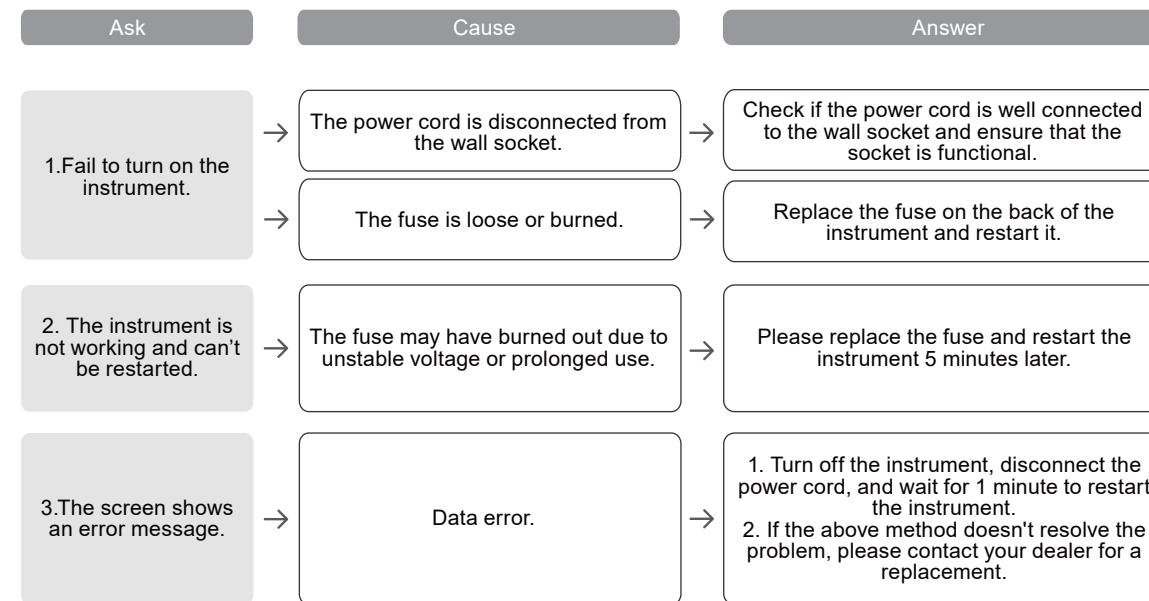
A: Collagen is a biological polymer substance, a white opaque fibrous protein without branched chains, which can replenish essential nutrients needed by all layers of the skin and enhance the collagen activity in the skin, with the effects of locking moisture, moisturizing the skin, delaying aging, improving facial laxity and hair care. Collagen is an essential nutrient for promoting anti-aging effects. As you age, the gradual loss of collagen in your skin becomes evident. Typically, a woman's skin starts showing signs of aging around the age of 20 due to collagen depletion, and the rate of loss peaks at 25.

Research suggests that by the age of 40, collagen levels are only about half of what they were at 18. The reduction in collagen and moisture content can contribute to the development of facial folds and wrinkles. This is primarily due to the breakdown of collagen fibers and elastic networks that support the skin. This loss also leads to oxidation, atrophy, and collapse of skin tissue, resulting in various signs of aging such as dehydration, wrinkles, looseness, and lack of elasticity.

9.Will the reduced fat come back after the lipo laser treatment?

A: The number of adipose cells in an adult remains constant, and weight gain is typically due to an increase in the size of these cells. This treatment employs a specific laser to stimulate adipose cells, leading them to release stored fatty acids and triglycerides, thereby reducing cell volume. Consequently, the occurrence of fat returning is highly unlikely. Additionally, maintaining a healthy diet would greatly contribute to preventing it.

9.Ask & Answer




Ask	Cause	Answer
4.The RF is not functioning.	The handle is not properly connected.	Please confirm if the handle plug is well connected to the main unit.
	Oil in the treatment area could result in insufficient contact between the handle and the body.	Ensure complete contact between the treatment head and the skin.
	The handle is not contact with the body properly.	Apply some gels to the treatment area after cleaning.
5.RF & ULTRA SOUND handle is not functioning.	You might mistakenly assume that the handle is not functioning properly because of its low-noise design.	To check if the handle is functioning, please refer to the RF & ULTRA SOUND handle pretest.
	You may have forgotten to apply the gel or have used a product that is not designed for use with the instrument.	Please use the professional gel for the RF & ULTRA SOUND gel.
	Insufficient pressure.	Press harder during RF & ULTRA SOUND handle application.

10.Operation Guide

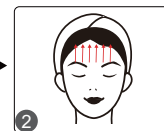
Face:




Step 1: (10 minutes)



Step 2: (10 minutes)



Step 3: (20 minutes)



Arm:



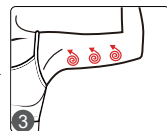
Step 1: (15minutes)



Step 2: (15 minutes)



Step 3: (20 minutes)



Belly:



Step 1: (15 minutes)



Step 2: (15 minutes)



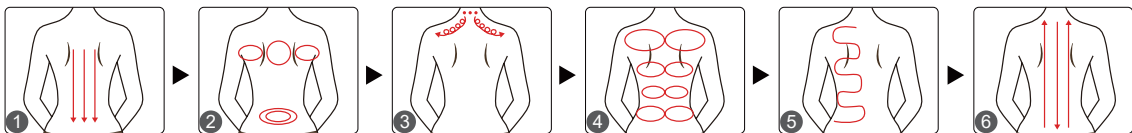
Step 3: (20 minutes)



Back:



Step 1: (15 minutes)



Leg:



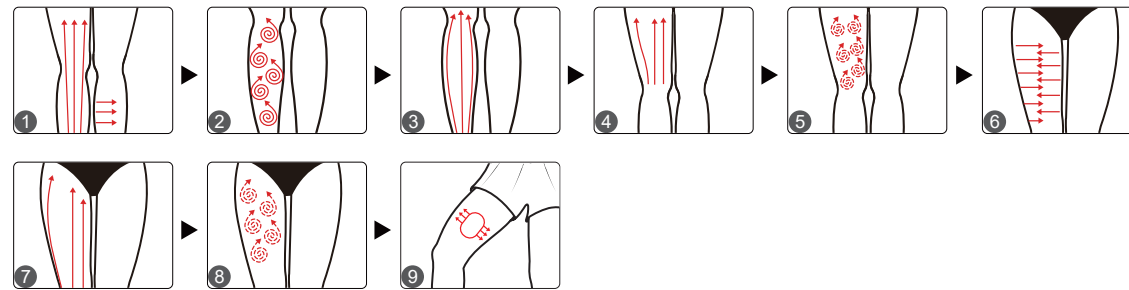
Step 1: (15 minutes)



Step 2: (15 minutes)



Step 3: (20 minutes)



11.Warranty & Support

We offer a one-year warranty on the main unit and a three-month warranty on components.

Product Name: Versatile Beauty Enhancer
Product Model: SD-45S2SB
Production Date: _____
Quality Inspection: _____

