

# User ManualMF-45L1



# Content

Part I	
	Safety precautions
	Contraindications
	Overview
	Interface function
	Technical specification
	Use precautions
	Maintenance & Cleaning
	FAQ
	Ask & Answer
	Operation guide
	Warranty & Support

## Safety precautions

1. Please read this manual carefully before use and familiarize yourself with the operation of this instrument and related technology.
2. This instrument is a high-precision electronic device that requires proper storage. Please avoid storing it in humid conditions, direct sunlight, or near flammables and explosives to prevent damage.
3. Always use the designated accessory provided or recommended by the manufacturer to ensure performance throughout its service life.
4. Do not place the instrument in high-temperature conditions, as this may negatively impact its service life and performance.

5. Do not apply the instrument on eyes, thyroid, parathyroid, testicles, pregnant women's abdomen, pacemakers, etc.
6. Patients should refrain from using this instrument unless they have obtained permission from their doctor.
7. Ensure that the instrument is applied on moist skin and avoid the operation on dry skin.
8. Power off the instrument when not in use to ensure its safety.
9. If you are currently taking weight-loss drugs, please discontinue their use 1 - 2 months before using this instrument. Failure to do so may result in an extended course of treatment.
10. To maintain hygiene and extend the instrument's service life, sterilize it with saline.

## Contraindications

**Before using this instrument, it is essential to consult your doctor or seek advice from professionals.**

**Details as below:**

1. Pregnant or lactating woman.
2. Individuals with hypertension, heart disease, or a pacemaker installed.
3. Individuals with unhealed wounds or those in the recovery period from surgery.
4. Individuals who are sensitive to the micro-current.
5. Individuals suffering from epilepsy, severe diabetes, and hyperthyroidism.
6. Individuals suffering from malignant tumors, hemophilia, and hemorrhage.
7. Individuals with skin disease or infectious disease.
8. Individuals have had a cesarean section within six months, a miscarriage within three months, or a natural birth within two months.
9. For your safety, refrain from using if you've had plastic surgery or have implants/metal objects near the treatment area within 3 months.

## Overview

With the most popular and safest technology for anti-aging, firming skin, and body shaping, this 7-in-1 beauty instrument ensures you achieve your desired body figure and radiant complexion. It provides the perfect

solution for people seeking improvements in skin appearance and body figures without injections, drugs, or side effects. For external use with immediate effects.

## Interface function







Time display and set buttons (0 - 60 minutes)

Suction time display and set buttons (range: 0.0 - 2.0)

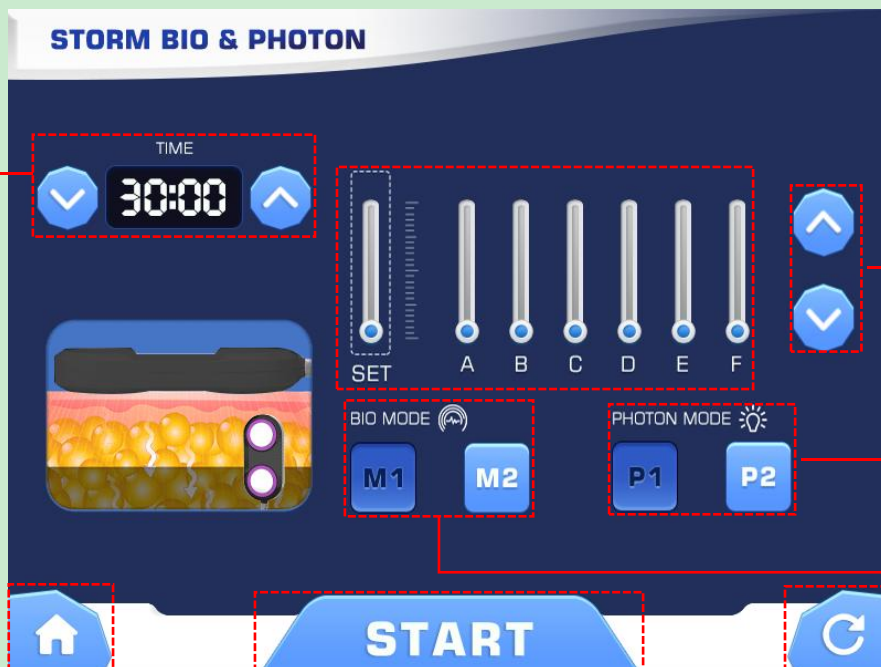
Release time display and set buttons (range: 0.0 - 2.0)

Energy display and set buttons (0-10 levels)

Main Menu

Start/Stop button

Reset button



Time display and set buttons (0 - 60 minutes)

Energy display and set buttons (0-10 levels)

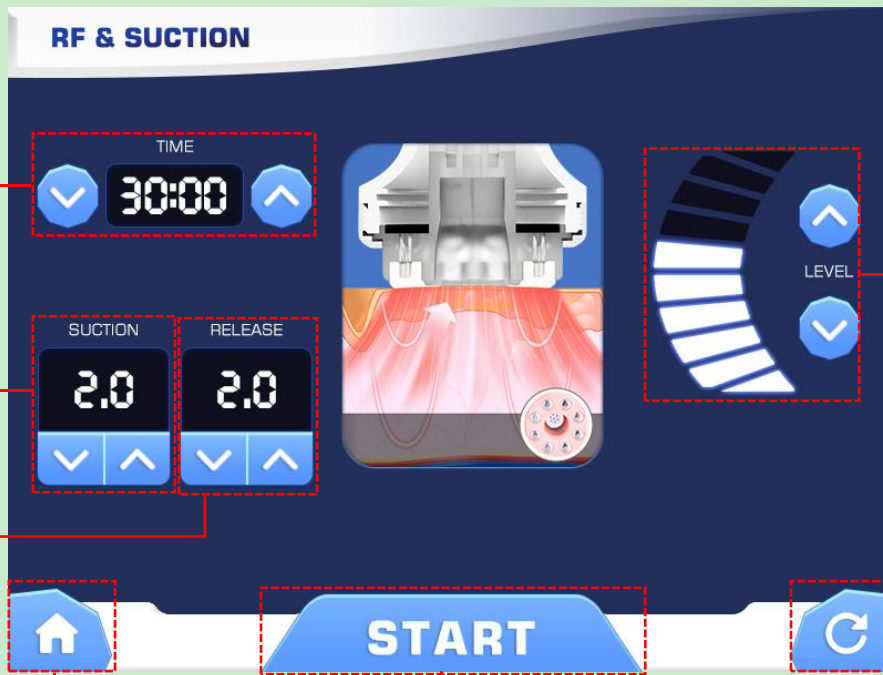
Photon light mode selection:  
P1: Continuous Light  
P2: Flashing Lights

BIO mode selection:  
M1: Continuous working mode  
M2: Intermittent working mode

Main Menu

Start/Stop button

Reset button



Time display  
and set  
buttons (0 -  
60 minutes)

Suction time  
display and  
set button  
(range: 0.0 -  
2.0)

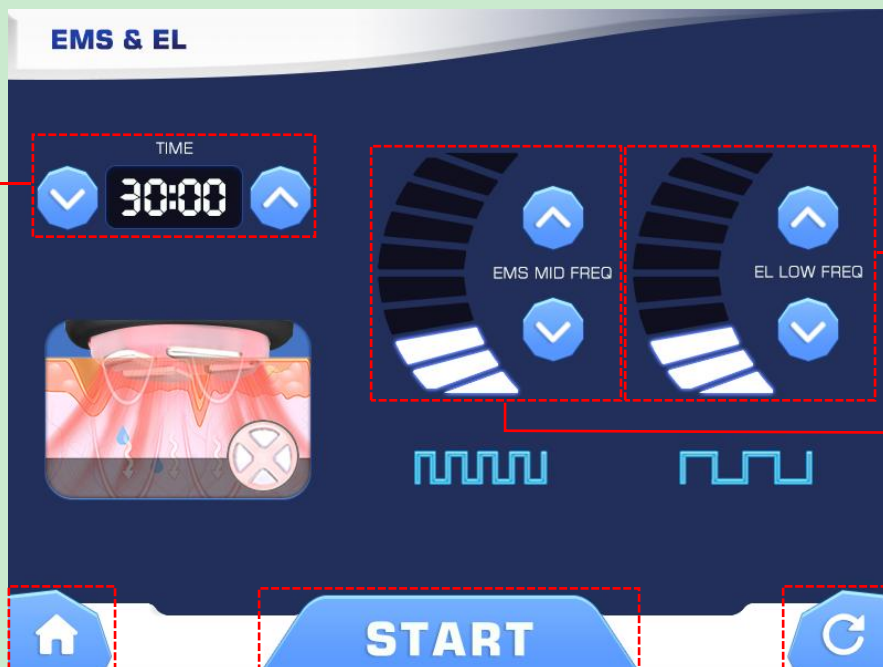
Release time  
display and  
set button  
(range: 0.0 -  
2.0)

Energy display and set  
buttons (0-10 levels)

Main Menu

Start/Stop button

Reset button



Time display  
and set  
buttons (0 -  
60 minutes)

EL energy display  
and set button  
(0-10 levels)

EMS energy display  
and set buttons (0-10  
levels)

Main Menu

Start/Stop button

Reset button





Time display and set buttons (0 - 60 minutes)


Four handles designed for various body areas

Energy display and set buttons (0-10 levels)

Main Menu

Start/Stop button

Reset button



Time display and set buttons (0 - 60 minutes)

Four handles designed for various body areas

Energy display and set buttons (0-10 levels)

Main Menu

Start/Stop button

Reset button



# Technical specification



Power supply  
Input: AC110V-240V 50 Hz -60Hz

Net Weight: 22.5KG

Power: 300W

Gross Weight: 45.6KG

Dimensions: 48×53×128cm

Input Power: 300W

CET 图片

Power: 85W

RET 图片

Power: 300W

EMS &  
EL 图片

Power: 20 W

8 字环  
BIO 图片

23 W

40K 负压图片

Power: 65W

身体负压  
RF 图片

Power: 80W

面部负压 RF  
图片

Power: 75W

Air pressure: -7.5 Kpa

Air pressure: -7.5 Kpa

## Use precautions

1. Strictly follow the instructions in the manual to use the instrument and train operator.
2. Before using the instrument, use a plug with a grounding pin and ensure the power socket is grounded.
3. Make sure the voltage of the instrument is adapted. If the local power supply voltage is unstable, we recommend adding a power-matched regulated power supply between the mains and the instrument.
4. Remove all the metal objects inside the body to avoid causing accidents or affecting treatment effects.
5. Stop the intake of weight drugs 1 - 2 months before the treatment, or extend the treatment course if you want to take the treatment immediately.

6. Do not use the instrument on an empty abdomen, and take the treatment 1 hour later after the meal.
7. Ensure full skin contact with the treatment head throughout the session to avoid uneven heat distribution.
8. Refrain from using the STORM VACUUM & CAVI handle on areas such as the head, chest, breast, heart, or back.

## Maintenance & Cleaning

1. Disconnect the power cord when not in use and store the instrument in a dry, cool, and well-ventilated place.
2. Clean and sanitize the handle with a damp cloth or saline, and then dry it thoroughly with a dry towel to ensure it remains dry.
3. Before cleaning the Vacuum & RF handle, ensure to remove the filter cotton to prevent the growth of bacteria.
4. After cleaning the instrument, cover it with a dustcloth or plastic wrap. Before use, ensure to sanitize the handle again for hygienic reasons.
5. Disassembling the instrument and attempting to clean the inside is strictly prohibited. This task should only be performed by professionals.

## FAQ

### **1. How long does it take to see the results of RF treatment?**

A: You might experience skin tightness right after the treatment, as the heat stimulation tightens the collagen tissue, and the RF stimulates the subcutaneous tissue bringing the continuous regeneration of collagen, leading to more noticeable results within one week.

### **2. Is RF safe for the skin?**

A: RF firming and anti-wrinkle treatment is a non-surgical method that stimulates collagen regeneration and metabolism in the deeper layers of the skin without causing any harm. It's normal to experience temporary heat and redness in the treated area, which indicates increased blood circulation and should subside within a few hours. There's no need to be concerned about this reaction.

### **3. What is the duration of a body sculpting treatment?**

A: Approximately 60 minutes, our skilled techniques and advanced instrument guarantee impressive results.

### **4. Liposuction or our device?**

A: Liposuction surgery utilizes negative pressure to remove excess fat from specific areas, resulting in a slimming effect. It provides you with immediate results, but it also carries risks, requires anesthesia, and involves downtime. While our device offers a risk-free solution with no side effects. It sculpts your body, stimulates collagen regeneration for lifted skin, and creates the ideal figure for an overall improved appearance.

### **5. Is it safe to use ultrasound on the entire body?**

A: NO. Ultrasound can break down fat cells, causing the cell walls to rupture and releasing fat, which is then absorbed and metabolized by the lymphatic system. The power of ultrasound is quite strong, and the heart is particularly sensitive to sound waves due to being a hollow organ. Sound waves can cause vibrations in the heart, and there can be variations in how sound waves are conducted through muscle tissue and blood within the heart, resulting in back-and-forth reflections. As a consequence, the valve may become dislodged from the heart muscle. Certainly, ultrasound treatment should be strictly avoided around the eye area to prevent the risk of retinal detachment, as well as areas such as the waist, back, chest, and the region around the heart.

### **6. Are there any side effects of ultrasound on the human body?**

A: High-frequency sound wave is a non-surgical, non-invasive procedure that does not require incision or anesthesia. How does the ultrasound work: ultrasound (mechanical wave) - cavitation blasting - ultrasound focussing. The effect: fat breaking - fat dissolving - skin tightening and body sculpting, therefore, it only targets the low-density fat tissue and protects the high-density tissue such as blood vessels and nerves, ensuring no adverse effects on the human body. You may notice a slight noise in your ears during the session, which is a normal occurrence and requires no cause for concern.

### **7. Why do I get tinnitus during the treatment?**

A: When the ultrasound with concentrated energy vibrates strongly and

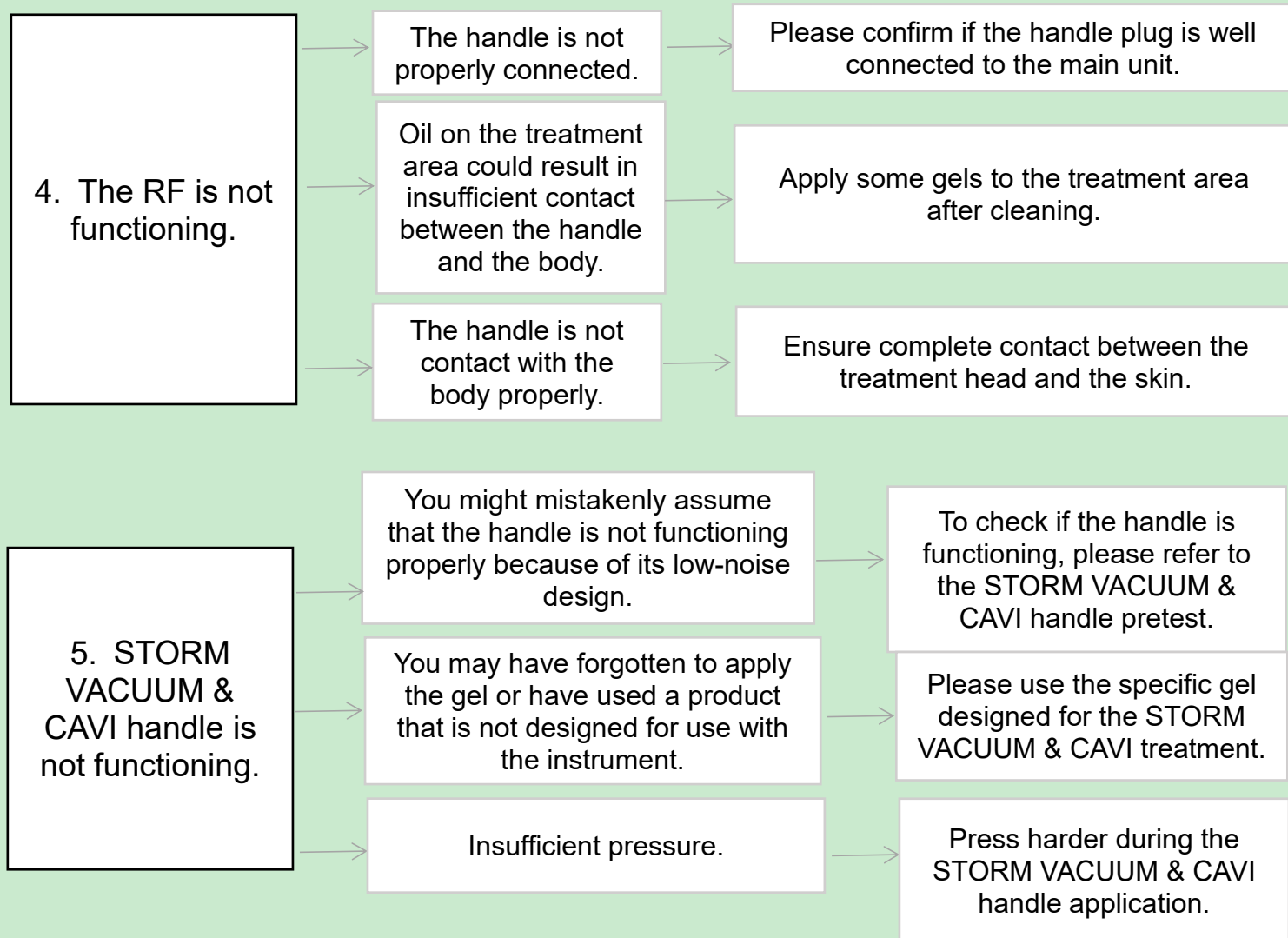
has a frequency higher than 20Khz, it can penetrate the skin to reach the fat layer that is 20mm deep. The energy causes high-speed friction and heat among the fat cells, which breaks them down and emulsifies them. However, this process can create noise that may be audible in your ears.

## 8. What is collagen?

A: Collagen is a biological polymer substance, a white opaque fibrous protein without branched chains, which can replenish essential nutrients needed by all layers of the skin and enhance the collagen activity in the skin, with the effects of locking moisture, moisturizing the skin, delaying aging, improving facial laxity and hair care. Collagen is an essential nutrient for promoting anti-aging effects. As you age, the gradual loss of collagen in your skin becomes evident. Typically, a woman's skin starts showing signs of aging around the age of 20 due to collagen depletion, and the rate of loss peaks at 25. Research suggests that by the age of 40, collagen levels are only about half of what they were at 18. The reduction in collagen and moisture content can contribute to the development of facial folds and wrinkles. This is primarily due to the breakdown of collagen fibers and elastic networks that support the skin. This loss also leads to oxidation, atrophy, and collapse of skin tissue, resulting in various signs of aging such as dehydration, wrinkles, looseness, and lack of elasticity.

## Ask & Answer

Ask	Cause	Answer
1. Fail to turn on the instrument.	The power cord is disconnected from the wall socket.	Check if the power cord is well connected to the wall socket and ensure that the socket is functional.
	The fuse is loose or burned.	Replace the fuse on the back of the instrument and restart it.
2. The instrument is not working and can't be restarted.	The fuse may have burned out due to unstable voltage or prolonged use.	Please replace the fuse and restart the instrument 5 minutes later.
3. The screen shows an error message.	Data error.	1. Turn off the instrument, disconnect the power cord, and wait for 1 minute to restart the instrument. 2. If the above method doesn't resolve the problem, please contact your dealer.



## Operation guide

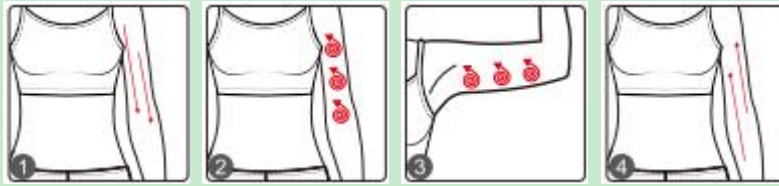
**Face (Step1: CET (M) > Step 2: RET (M) > Step 3: EMS & EL > Step 4 : RF & SUCTION )**



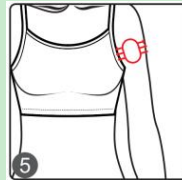
**Eye (Step1: CET (S) > Step 2: RET (S) )**



**Arm ( Step 1 : CET(M) > Step 2: RET(M) > Step3: STORM VACUUM & CAVI > Step4: STORM VACUUM & RF )**

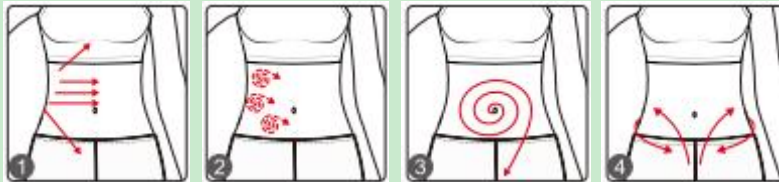


( > Step 5 :

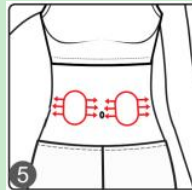


**STORM BIO & PHOTON )**

**Belly ( Step 1 : CET(M) > Step 2: RET(M) > Step3: STORM VACUUM & CAVI > Step4: STORM VACUUM & RF )**

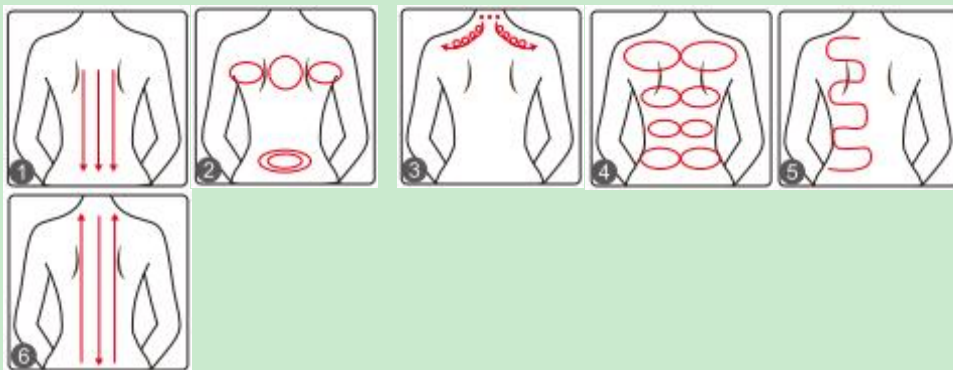


( > Step 5 :



**STORM BIO & PHOTON )**

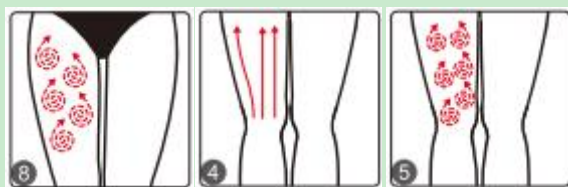
**Back ( Step 1 : CET (XL) > Step 2: RET (XL) > Step3: STORM VACUUM & RF )**



**Leg ( Step 1 : CET(L) > Step 2: RET(L) > Step 3 : STORM VACUUM & CAVI > Step4: STORM VACUUM & RF )**







( > Step 5: STORM BIO &

PHOTON )



## Warranty & Support

**We provide a one-year warranty and a three-month return and replacement policy from the date of purchase.**

Product Name: Versatile Beauty Device

Product model: MF-45L1

Production date:

Quality Inspection:

