

User Manual LY-2001B



Content

Part I
Safety Precautions
Contraindications
Overview
Control Panel Introduction
Technical Specification
Use Precautions
Maintenance & Cleaning
FAQ
Ask & Answer
Operation Guide
Warranty & Support

Safety Precautions

1. Please read this manual carefully before use and familiarize yourself with the operation of this instrument and related technology.
2. This instrument is a high-precision electronic device that requires proper storage. Please avoid storing it in humid conditions, direct sunlight, or near flammables and explosives to prevent damage.
3. Always use the designated accessory provided or recommended by the manufacturer to ensure performance throughout its service life.
4. Do not place the instrument in high-temperature conditions, as this may negatively impact its service life and performance.
5. Do not apply the instrument on eyes, thyroid, parathyroid, testicles, pregnant women's abdomen, pacemakers, etc.
6. Patients should refrain from using this instrument unless they have

- obtained permission from their doctor.
7. Power off the instrument when not in use to ensure its safety.
 8. If you are currently taking anti-adiposity drugs, please discontinue their use for 1 - 2 months before using this instrument. Failure to do so may result in an extended course of treatment.
 9. To maintain hygiene and extend the device's service life, sterilize it with saline.

Contraindications

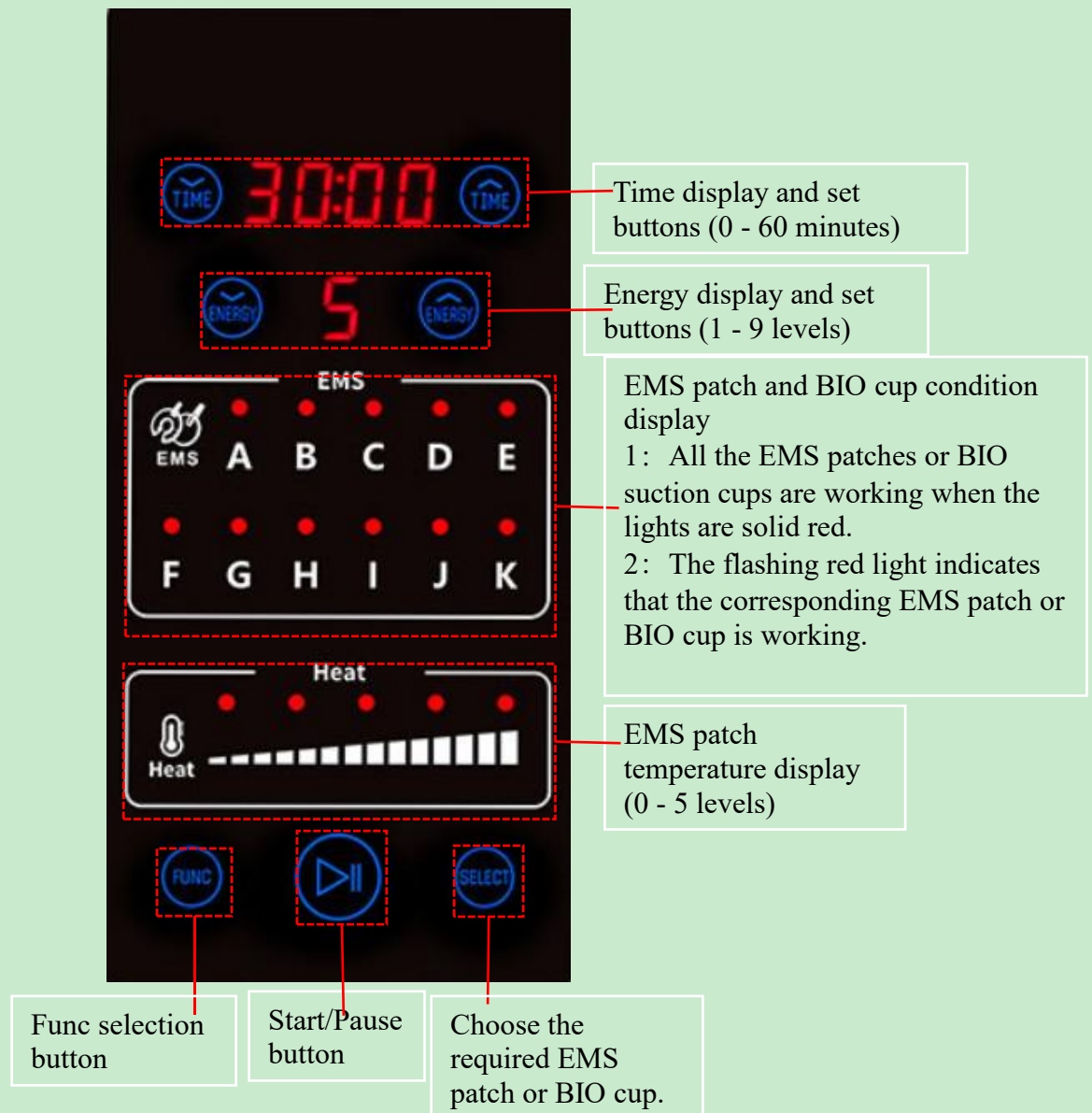
Before using this instrument, it is essential to consult your doctor or seek advice from professionals. Details below:

1. Pregnancy or lactation.
2. Hypertension, heart disease, or with a pacemaker installed.
3. Unhealed wounds or during the recovery phase of surgery.
4. Individuals who are sensitive to the micro-current.
5. Epilepsy, severe diabetes, and hyperthyroidism.
6. Malignant tumors, hemophilia, and hemorrhage.
7. Skin disease or infectious disease.
8. Cesarean section within the last six months, a miscarriage within the last three months, or a natural birth within the last two months.
9. Had plastic surgery within 3 months or with implants or metal objects in the treatment area.

Overview

With the most popular and safest technology for skin tightening and body shaping, this EMS and BIO beauty instrument guarantees a radiant transformation for the user. It provides the perfect solution for people seeking improvements in body figures without injections, drugs, or side effects. This external device delivers discernible improvements with each passing day.

Control Panel Introduction



Note: For treatments using only the BIO suction cup, there is no need to set the heat level. However, applying water to the BIO cup is essential.

Technical Specification



Power supply Input: 110V-220V
50HZ/60HZ

Net Weight: 5.4 KG

Power: 120 W

Gross Weight: 6KG

Dimensions: 10.4 * 11.4 * 10.6 inches

Input Power: 120 W

Use Precautions

1. Strictly follow the instructions in the manual to use the instrument and train operator.
2. Before using the instrument, use a plug with a grounding pin and ensure the power socket is grounded.
3. Make sure the voltage of the instrument is adapted. If the local power supply voltage is unstable, we recommend adding a power-matched regulated power supply between the mains and the instrument.
4. Remove all the metal objects inside the body to avoid causing accidents or affecting treatment effects.
5. Discontinue the use of anti-adiposity drugs 1-2 months before the treatment. If immediate treatment is desired, consider extending the regimen.
6. Do not use the device on an empty stomach, and take the treatment 1 hour later after the meal.

Maintenance & Cleaning

1. Disconnect the power cord when not in use and store the instrument in a dry, cool, and well-ventilated place.
2. Clean and sanitize the device with a damp cloth or saline, and then dry it thoroughly with a dry towel to ensure it remains dry.
3. After cleaning the instrument, cover it with a dustcloth or plastic wrap. Before use, ensure to sanitize the handle again for hygienic reasons.
4. Disassembling the instrument and attempting to clean the inside is strictly prohibited. This task should only be performed by professionals.

FAQ

1. Any pain during the EMS treatment?

A: No, there isn't. The EMS treatment utilizes microcurrent to stimulate the body, providing a comfortable and enjoyable experience similar to traditional massage techniques.

2. What are the features of this instrument?

A: When applied to the body, this treatment effectively sculpts localized areas, boosts metabolism, promotes whole-body detoxification, and enhances internal organ function, all while addressing sub-health concerns.

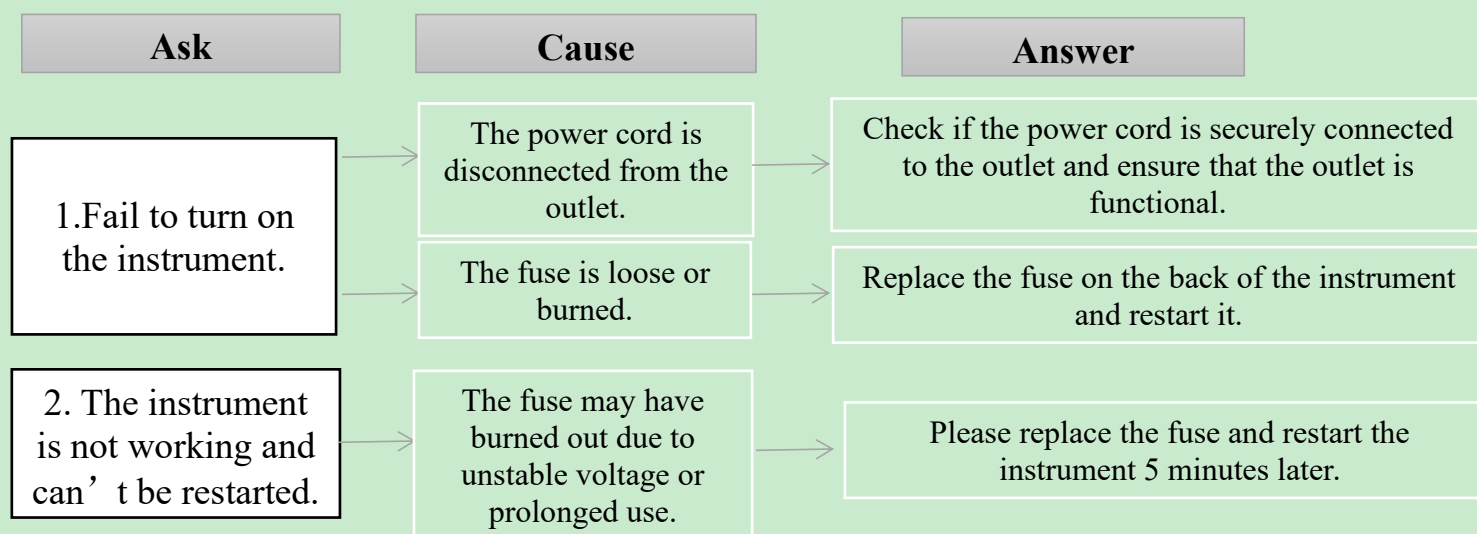
3. Do I need to keep on a healthy diet during the treatment period?

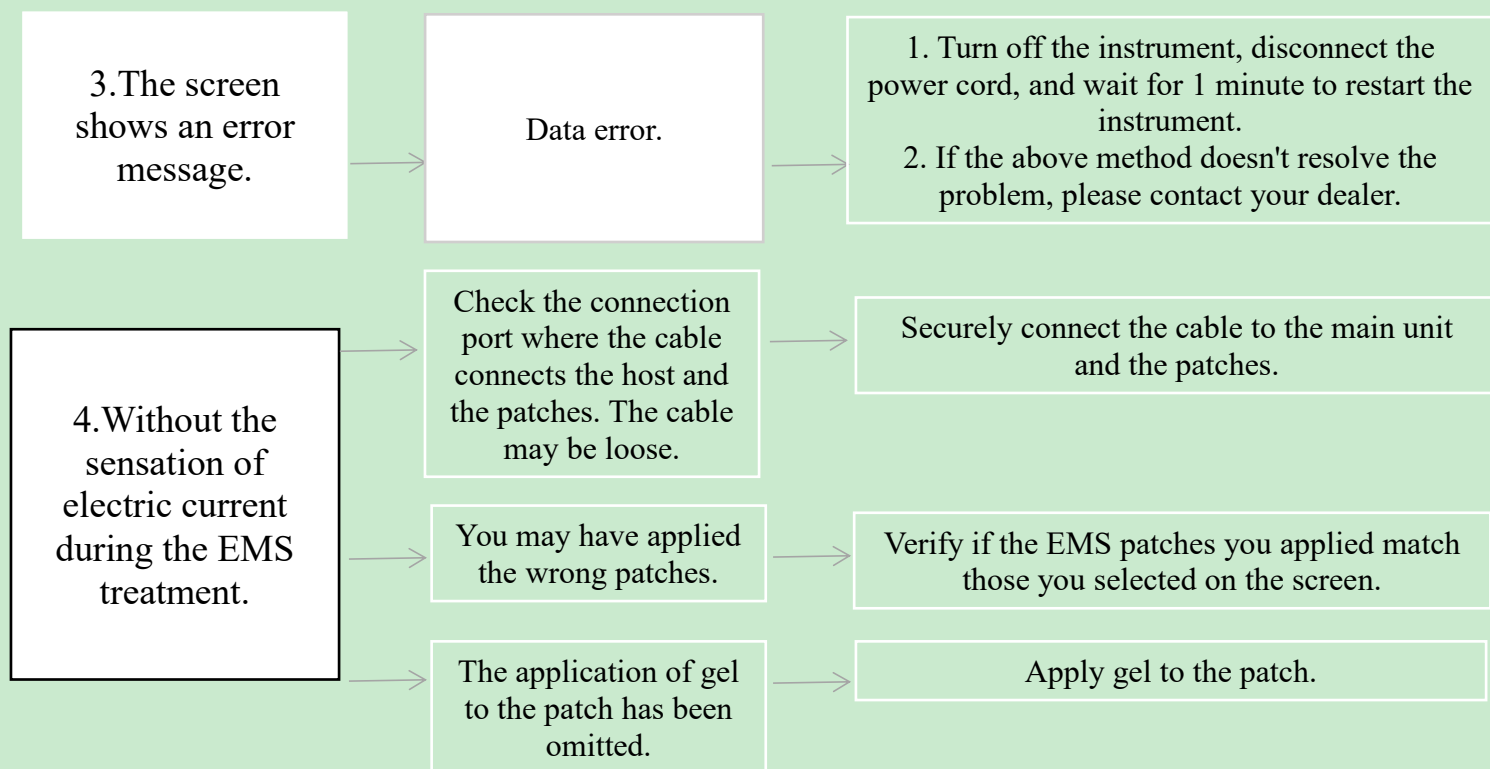
A: it would be better if you could keep on a healthy diet, since after the Ultrasonic treatment, the metabolism will be accelerated, and eating spicy, greasy, and fried food will affect the metabolism. Moderate exercise and sweating can help the body excrete metabolic waste, and the weight loss effect will be more obvious.

4. Can I use the EMS patch and BIO suction cup simultaneously?

A: Yes, you can use them simultaneously. For example, a treatment with 5 EMS patches and 5 BIO cups can be performed without any interference between the devices.

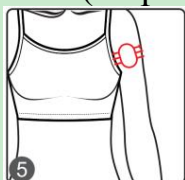
Ask & Answer



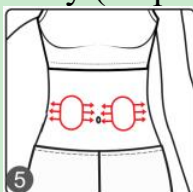


Operation Guide

Arm (Step 1: EMS Patch)



Belly (Step1: EMS Patch)



Leg (Step1: EMS Patch)



Warranty & Support

We offer a comprehensive one-year warranty and a one-month return and replacement policy starting from the date of purchase.

Product name: Body Firming & Shaping Device

Product Model: LY-2001B

Production date:

Quality Inspection:

