

Beauty LED Mask

Multicolour



User Manual

Please read this entire manual before using

Thank you for purchasing the spectrum skin rejuvenation mask, please read this manual carefully before using the mask. Please pay special attention to the safety matters so as to operate and use the mask correctly.

This manual provides users with safe and effective ways of operation. After reading, please keep it properly for future reference.

Content

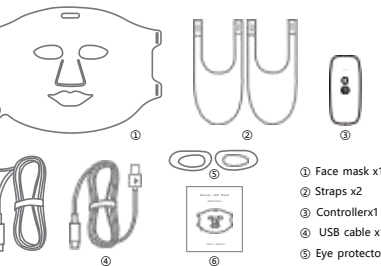
Technology Introduction/product list	2
Controller	3
Quick Start Guide	4
Operation / people unsuitable to use	5
Product specification/troubleshooting	6
Warranty card	7

Technology Introduction

This product uses the light guide material technology of nanotechnology to form different nanometer units of LED color light.

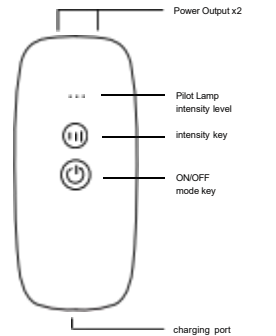
Red light, Blue light, Orange light, Violet light, Cyan light, Green light, White light

Product list

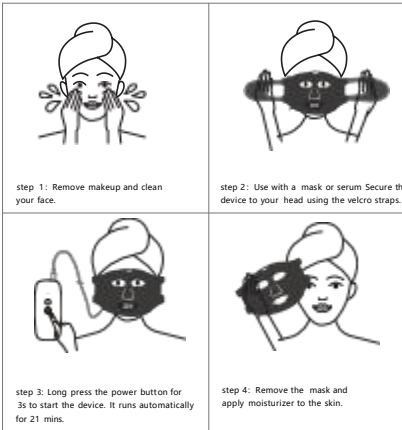


- ① Face mask x1
- ② Straps x2
- ③ Controller x1
- ④ USB cable x1
- ⑤ Eye protector x2
- ⑥ User manual x1

Controller



Quick Start Guide



Operation

on / of	Long press 3 seconds to turn on/of
Automatic mode	Boot default is automatic mode, the program will automatically open Red light 3 minutes, Blue light 3 minutes, orange light 3 minutes, Violet light 3 minutes, Cyan light 3 minutes, green light 3 minutes, white light 3 minutes And automatically shutdown.
Manual mode	In the working state, short press the function key to switch different lights. The selected lights run for 10 minutes and turn off automatically.
intensity level	In the working state, short press the intensity key to capacity regulator, There are three levels of intensity.
Charging	When the indicator blinks, the device is in a low power state. Need to be charged. The indicator lights red while charging. Full charge red lights all on.
Use	It is recommended to use skin rejuvenation mask 3-5 times a week.

People unsuitable to use

- 1. This product has no fireproof function, please keep away from fire or corrosive liquid;
- 2. Do not disassemble or repair this product by yourself;
- 3. Please keep it at a place out of reach of children;
- 4. This product has waterproof function;
- 5. Do not press it heavily so as to avoid deformation and failure.

Product specification

Product Name	LED Beauty Mask
Working voltage	3.7V
Charging voltage	DC5V _ 1A
Rated power	9.7W
LED	62 PCS
Product Size	299*209*5mm
Net Weight	≈200g
LED Colour	Red light, Blue light, Orange light, Violet light, Cyan light, Green light, White light
Cell Rated Capacity	1000mAh
Material	Silicone, ABS
Accessories	Face mask, Controller, Straps, USB cable, Eye protector, User manual

Indication	Solution
Device does not turn on	*Long press 3 Seconds on ON/OFF switch to turn on *The device needs to be charged
Battery low voltage	The device needs to be charged
USB plug/socket is bad	*Re-insert *Replace the USB plug/socket
Auto power-off	*Long press 3 Seconds on ON/OFF switch to turn on *The device needs to be charged

Warranty

Product Name	LED Beauty Mask	Name	Address		Tel.	Cause of Failure
Distributor Information		Buyer Information				

Please read the warranty card in detail before using. Thank you for your cooperation.