

11 IN 1 Facial care machine

Use manual



First of all, let us express our gratitude to the customers who have purchased our instruments. This manual is written for customers to use this instrument better. I hope that the company's products and services will bring you respect and courtesy!

1:product description

Black Pearl——The most comprehensive introduction in history

- 1. Bubble head: vacuum negative pressure, with negative pressure to take away the dirt from the face, clean the face.**
- 2. Shovel skin knife: clean, exfoliate, moisturize the skin.**
- 3. Spray gun: high-pressure oxygen injection to replenish water, deep muscles into the skin layer, easier to absorb through the fine pores.**
- 4. Wave head (face + eyes): Import the product to make the product more absorbed, fine pores, and smooth skin.**
- 5. Eye head: improve the fine lines of the eyes, tighten and lift.**

6. Hot and cold head: shrink pores, block nutrition, calm and repair.

7. Girl's line: Gua Sha, detoxification, lifting and firming contours, introduction of essence, shaping and diminishing fine lines

8. Radio frequency head: enhance firmness and promote the re-growth of collagen.

9: MADDAGE MAGIC BALL:massage magic ball activates the facial skin penetrates the muscle base, and makes the meridians more unblockedSmooth,beautiful and radiant.

10: OXYGEN ACTIVATING BUBBLE PEN:xoygen bubble pen magic xoyen bubble,deep cleaning,pentration of skin dirtoxygenWash your face and operate your whole body.

11: mask: Help pigment and ance treatment , rejuvenating skin。

INTRODUCTION TO INSTRUMENT PROBE

01

SKIN PEELING BUBBLE PEN

Using the principle of water displacement and low pressure, Deep skin clean, Removing Dead Skin Cell Detox, help skin complement moisture wake up skin.



02

ULTRASONIC INTRODUCTION

ultrasonic high-frequency introduction of gel essence, lotion, beauty



03

UL TRASONIC HANDLE FOR EYES

Melts fat and cellulitis cell, maintain skin texturesmooth.
Massage effect: helps to produce collagen and
elastin, activates the fibroblastand
enhances skin elasticity.



IMPORT EYE CREAM



REPAIR DARK CIRCLES
UNDER THE EYES



04

EYE HEAD/SKIN LIFTING AND FLRMING

Improve skin firmness, crac k skin wrinkles
and reach the skinthrough high-frequency
RFDeep say goodbye to Xiwen



05

ICE SEALED PROBE AWAKEN SKIN VITALITY


Ice sealed probeAwaken skin vitality, quickly cool, shrink poresand lock the face essence without loss



06

WATER OXYGEN PEN


Spray nutrient solution or toner on the race,helpskin absorb and achieve cosmetic effect.



07

UL TRASONIC SHOVEL

Use ultrasound to deeply clean the dirt in the skin, Lend support to the absorption of the nursing products, promote absorb, beautiful and white nourishment skin.



08

GIRL LINE HANDLE

Lift and tighten the face with hyaluronic acidsolution to shape the girl line.



Sound wave
introduction



High frequency
vibration

09 MASSAGE MAGIC BALL

massage magic ball activates the facial skin
penetrates the muscle base, and makes the meridians
more unblocked Smooth, beautiful and radiant

Unique function 【9 in 1, 10 in 1】



10 OXYGEN ACTIVATING BUBBLE PEN

Oxygen bubble pen magic oxygen bubble,
deep cleaning, penetration of skin dirt oxygen Wash
your face and operate your whole body

Unique function 【10 in 1】



Colorful LED mask



Help pigment and ance treatment, rejuvenating skin



11 in 1



Oxygen Spray Gun



BIO Girl Line



Skin scrubber



Cold and Hot Hammer



Massage Magic Bolls



RF Lifting Probe



Facial ultrasound



Eye Ultrasound Probe



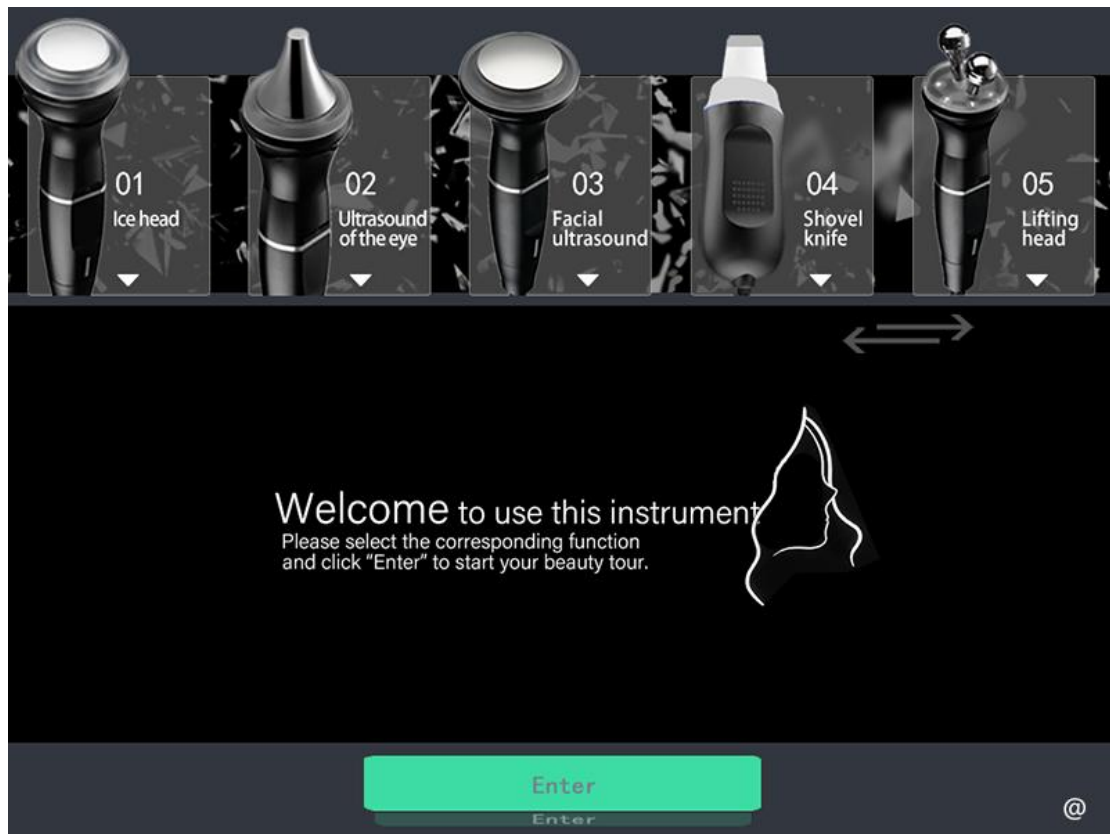
**Hydra Water Facial
Bubble probe**



LED mask



Oxygen Bubble Pen



Click Enter to enter the instrument operation interface

Precautions:

- 1: Before use, please add purified water to the water injection port first. Fill the solution bottle with suitable purified water or nutrient solution, and do not use tap water.**
- 2: Pay attention to the liquid level of the waste bottle, please discard it in time to prevent damage to the instrument.**
- 3: Use with caution if the skin stratum corneum is thin or the cheekbones are severely red.**
- 4: People who have undergone facial surgery or deep exfoliation, but have not yet reached the recovery period, use it with caution.**
- 5: After the operation, it is necessary to strengthen the hydration, and apply the hydrating mask continuously for a week. Do not use functional hydrating products.**

unsuitable people

- 1. People with pacemakers or other similar electronic devices implanted in their bodies.**
- 2. Pregnant women.**
- 3. People who have taken oral isotretinoin therapy in the past 9 months (Accutane / Roaccutane / Oratane).**
- 4. There are fillers inside. If gold wires are implanted on the face, it is not recommended.**

5. Patients with severe heart disease, diabetes, and hyperthyroidism.
6. The surgical wound has not healed.
7. Patients with advanced tumors.
8. Women with intrauterine contraceptive devices.
- 9, do not do during menstrual period

Maintenance and repair

Managers must inspect the instruments and components.

1. Whether the power socket is reliably connected to the ground, if not, please replace the power socket.

2. Whether the power cord is deformed, broken, or disconnected: through visual inspection, whether the cord is deteriorated or deformed, if any, it may leak electricity and cause a fire. Please replace with a new power cord immediately.

3. Whether the control handle is abnormal or disconnected: Check whether the output is deteriorated or deformed by visual

inspection. If there is any, please replace it when it is produced.

4. Please check whether the content of the prompt before using the instrument is correct. If it is not correct, please stop using it.

5. When cleaning the instrument, the dust must be wiped with a dry soft cloth, and the dirt must be wiped with a soft damp cloth. Before cleaning the instrument, you must turn off the power switch and disconnect the power cord.

6. When using for a long time (more than one year) to clean the dust inside the instrument, it should be done by professional maintenance personnel.

When the instrument is not in use, it should be placed in a ventilated and dry place, and the top of the instrument should be covered with a dust cover.