

User Manual

SR-AT-02



Content

Safety Precautions	1
Contraindications	1
Overview	2
Control Panel Introduction	3
Use Precautions	4
Maintenance & Cleaning	4
FAQ	5
Ask & Answer	6
Operation Guide	7
Warranty & Support	9

Safety precautions

1. Please read this manual carefully before use and familiarize yourself with the operation of this device and related technology.
2. As a high-precision electronic device, this device should be stored properly. Avoid humid conditions, direct sunlight, and proximity to flammable or explosive materials to prevent damage.
3. Always use the designated accessory provided or recommended by the manufacturer to ensure performance throughout its service life.
4. Do not place the device in high-temperature conditions, as this may negatively impact its service life and performance.
5. Do not apply the device on eyes, thyroid, parathyroid, testicles, pregnant women's abdomen, pacemakers, etc.
6. Patients should consult their doctor before using this device.
7. Ensure that the device is applied on moist skin and avoid the operation on dry skin.
8. Power off the device when not in use to ensure its safety.
9. If you are currently taking anti-adiposity drugs, please discontinue their use for 1 - 2 months before using this device. Failure to do so may result in an extended course of treatment.
10. To maintain hygiene and extend the device's service life, sterilize it with saline.

Contraindications

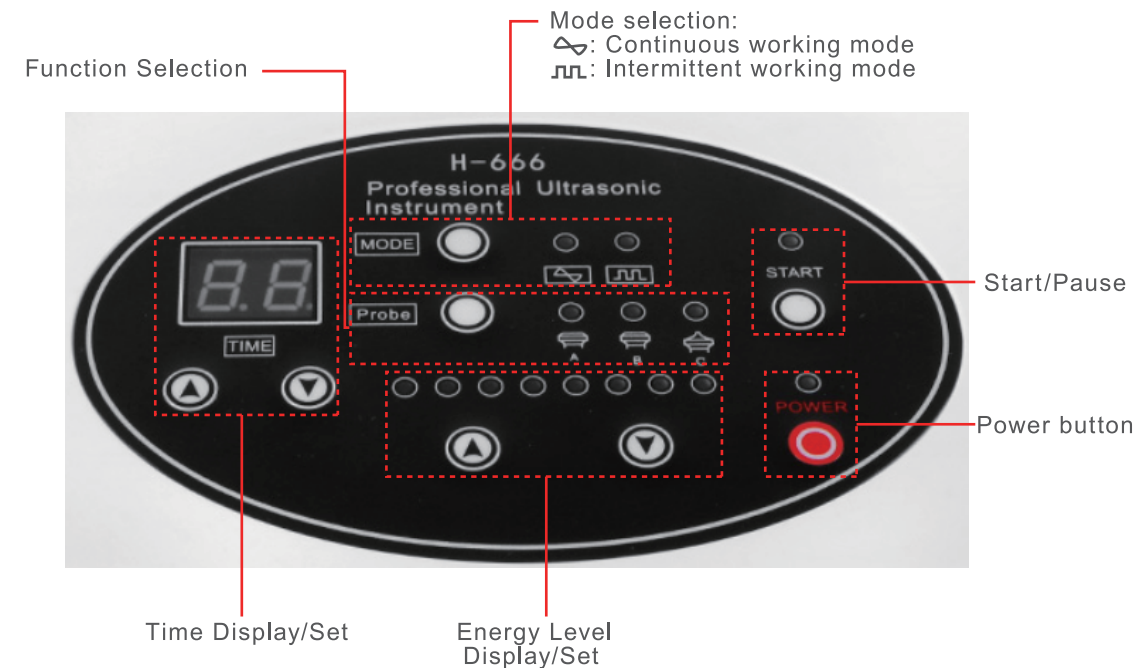
Before using this device, it is essential to consult your doctor or seek advice from professionals. Details below:

1. Pregnancy or lactation.
2. Hypertension, heart disease, or with a pacemaker installed.
3. Unhealed wounds or ongoing recovery from recent surgery.
4. Epilepsy, severe diabetes, and hyperthyroidism.
5. Malignant tumors, hemophilia, and hemorrhage.
6. Skin disease or infectious disease.
7. Cesarean section within the last six months, a miscarriage within the last three months, or a natural birth within the last two months.
8. Recent plastic surgery (within three months), or presence of implants or metal objects in the treatment area.

Overview

Utilizing the most advanced and safest technology for skin brightening, firming, hydrating, and body shaping, this 3-in-1 beauty device helps you achieve a sculpted figure and radiant complexion. It provides an ideal solution for those seeking skin and body improvements without injections, drugs, or side effects. This non-invasive device delivers visible enhancements with each use.

Control Panel Introduction



Use Precautions

1. Strictly follow the instructions in the manual to use the device and train operator.
2. Before using the device, use a plug with a grounding pin and ensure the power socket is grounded.
3. Make sure the voltage of the device is adapted. If the local power supply voltage is unstable, we recommend adding a power-matched regulated power supply between the mains and the device.
4. Remove all the metal objects inside the body to avoid causing accidents or affecting treatment effects.
5. Discontinue the use of anti-adiposity drugs 1-2 months before the treatment. If immediate treatment is desired, consider extending the regimen.
6. Do not use the device on an empty stomach, and take the treatment 1 hour later after the meal.
7. Ensure full skin contact with the treatment head throughout the session to avoid discomfort.
8. Refrain from using the ultrasound handle on areas such as the head, chest, breast, heart, or back.

Maintenance & Cleaning

1. Disconnect the power cord when not in use and store the device in a dry, cool, and well-ventilated place.
2. Clean and sanitize the handle with a damp cloth or saline, and then dry it thoroughly with a dry towel to ensure it remains dry.

3. After cleaning the device, cover it with a dustcloth or plastic wrap. Before use, ensure to sanitize the handle again for hygienic reasons.

4. Disassembling the device and attempting to clean the inside is strictly prohibited. This task should only be performed by professionals.

FAQ

1. Liposuction or this device?

A: Liposuction surgery utilizes negative pressure to remove adipose tissue accumulations from specific areas, resulting in a body-shaping effect. It provides you with immediate results, but it also carries risks, requires anesthesia, and involves downtime. While our device offers a risk-free solution with no side effects. It sculpts your body, stimulates collagen regeneration for lifted skin, and creates the ideal figure for an overall improved appearance.

2. Is it safe to use ultrasound on the entire body?

A: NO. Ultrasound disrupts adipose tissue, which is then absorbed and metabolized by the human body. The power of ultrasound is quite strong, and the heart is particularly sensitive to sound waves due to being a hollow organ. Sound waves can cause vibrations in the heart, and there can be variations in how sound waves are conducted through muscle tissue and blood within the heart, resulting in back-and-forth reflections. As a consequence, the valve may become dislodged from the heart muscle. Certainly, ultrasound treatment should be strictly avoided around the eye area to prevent the risk of retinal detachment, as well as areas such as the waist, back, chest, and the region around the heart.

3.Are there any side effects of CAVI treatment?

A: Ultrasound treatment is a non-surgical, non-invasive procedure that requires no incisions or anesthesia. It combines various technologies, including ultrasound (mechanical wave), cavitation, and ultrasound focusing. This process results in adipose tissue breakdown, dissolution, skin tightening, and body shaping. Importantly, it selectively targets low-density adipose tissue while safeguarding high-density tissues like blood vessels and nerves, ensuring no adverse effects on the body. You may notice a slight noise in your ears during the treatment, which is a normal occurrence and requires no cause for concern.

4.Why does tinnitus occur during ultrasonic treatment?


A: When the ultrasound with concentrated energy vibrates strongly and has a frequency higher than 20KHz, it can penetrate the skin to reach the adipose layer that is 20mm deep. The energy causes high-speed friction and heat within the adipose tissue, which breaks them down and emulsifies them. However, this process can create noise that may be audible in your ears.

Ask & Answer

Ask	Cause	Answer
1.The body ultrasound handle is not responding.	→ You may have forgotten to apply the gel or have used a product that is not designed for use with the device.	→ Please use the specific gel designed for the ultrasound treatment.
	→ Insufficient pressure.	→ Apply more pressure during the operation.

Operation guide

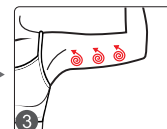
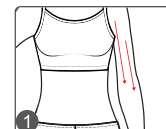
Face (Step1: Facial Ultrasound Treatment 10 minutes)



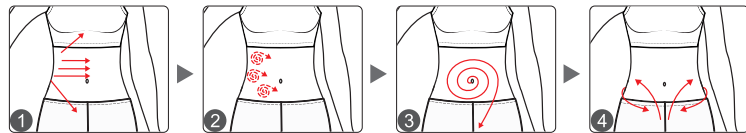
Eye (Step1: Eye Ultrasound Treatment 10 minutes)



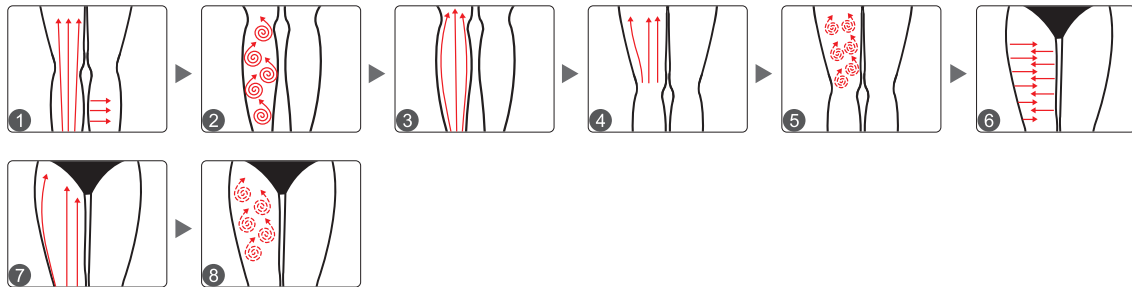
Arm (Step1: Body Ultrasound Treatment 15 minutes)



Belly (Step1: Body Ultrasound Treatment 15 minutes)



Leg (Step1: Body Ultrasound Treatment 15 minutes)



Warranty & Support

We offer a one-year warranty on the main unit and a three-month warranty on components.

Product Name: Ultrasound Device

Product Model: SR-AT-02

Production Date: _____

Quality Inspection: _____

PASS