

MULTIFUNCTION HYDROFACIAL SKIN CARE MACHINE

Product Manual



When operating this product, please read the manual of this instrument carefully.

Introduction

Dear users:

First of all, we would like to express our heartfelt thanks to the customers who purchase our instruments. This manual is for customers to use the instrument better,

To use the instrument correctly, prevent damage to operations and users, to protect the instrument from damage, to avoid unnecessary loss of property, please read the instructions carefully before using.

The Company is responsible for the safety and reliability of the instrument only

If: The assembly operation, reloading, improvement and maintenance are carried out by the personnel approved by our company, The electrical equipment connected to this instrument conforms to the national standard, and the use of this instrument is

Carried out in accordance with the operation instructions.

If the beauty agency using this instrument cannot operate the instrument formally, it may cause the failure of the instrument function and may endanger the personal health. The company will provide the circuit diagram at the request of the user, and also list the calibration method and other information to help the user to repair the equipment part of the company classified by the by qualified technicians.

This product must be used in strict accordance with the method of use in this manual, them is use of methods other than the manual caused by all the consequences of their own responsibility, the company does not bear any responsibility.

The Company does not provide any form of security, including (but not limited to) real and suitable security against it for a particular purpose. The Company shall not be liable for any incidental or indirect damage caused by the error contained in this information or by the actual performance and use of this manual. This user manual contains all the basic information of this instrument. This is the starting point for new users to start using this instrument, because it gives a basic introduction to the system, explains how it works, introduces the installation of this instrument and various operating methods, can be through the directory to find the require din formation.

This product is not a medical device, and its intended use is not for disease treatment!

Introduction 1

INTRODUCE OF THE FUNCTION 3

1. Hydro dermabrasion 3

2. Diamond Dermabrasion & Vacuum pen 5

3. Foam Airbrush 6

4. Skin Scrubber Vibration Cleaning..... 7

5. Oxygen Sprayer..... 8

6. Ultrasound (Face & Eye) 9

7. Auto Micro Needle Pen..... 10

8. BIO-Microcurrent..... 10

9. Three-pole radio frequency 11

10. Photon light (PDT) 11

11. High Frequency 12

12. Cold Hammer..... 13

SPARE PARTS LIST And INSTALL..... 14

Parts Introduction..... 14

Specifications..... 14

Installation Guide..... 15

Product Service and Repair..... 20

INTRODUCE OF THE FUNCTION


1. Hydro dermabrasion

Hydradermabrasion – the latest in skincare technology. Hydradermabrasion utilizes the natural healing powers of water and oxygen to effortlessly exfoliate the skin without the use of hard crystals or abrasive textured wands, generating deeply hydrated and healthier looking skin.

Application

- 1 Rejuvenate sun damaged skin-face, neck, shoulders, back, arms and legs.
- 2 Reduce age spots
- 3 Minimize of blotchy skin coloring
- 4 Reduce acne and superficial scars from past injury
- 5 Remove blackheads and white heads
- 6 Reduce oily skin
- 7 Improve overall skin health

Interface operation


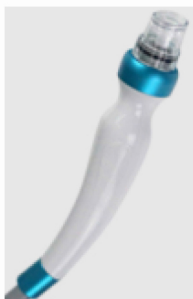


Solution amount adjustment knob

Vacuum adjustment knob



A,B,C Solution Bottle



Sealing ring (When using, please make sure that there is a sealing ring on the handle, otherwise the air pressure of the handle is insufficient, which will affect the use effect)



Instructions

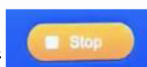
Click the "Hydra" function in the screen to choose hydro dermabrasion treatment (Figure 3), 4 bottles to fill in different solutions, pls choose anyone you want, and adjust the vacuum, then click the "Start" button to begin; and the water level knob is for solution control.

Treatment step

1. clean the targeted treatment area and make it dry;
2. put appropriate amount of liquid product into selected liquid bottle; set time and working pressure accordingly;




Click "Start" to start the treatment and "Stop" to stop it;



3. Beautician hold the vacuum dermabrasion handle to move closely on skin back and forth, with finger moves with it;
4. The machine will pause automatically when the treatment time is over.
5. Clean the leftovers with hot towel; use alcohol to sterilize the handpiece.

CAUTION

when the Liquid-collected bottle is full, the system will stop to work, it will not show up on the screen but it stop suck and no solution.so when you feel no suction ,please check the collect bottle behind the machine ,and empty it in time.



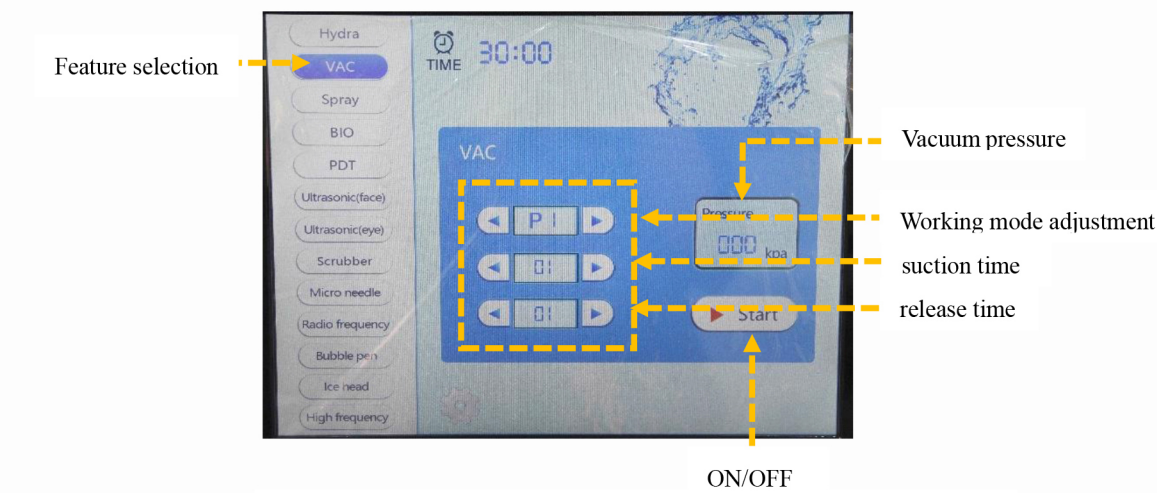


Precautions

After use, please put distilled water or purified water into the solution bottle, adjust the pressure and solution volume to the maximum, and clean the handle until the water is used up to avoid skin care solution remaining inside the handle, otherwise it will easily lead to damage to the handle and bacterial growth

2. Diamond Dermabrasion & Vacuum pen

Diamond dermabrasion work head can cover the dead skin cells and absorb it, and the powerful water absorbent grinding head can completely purify the keratin. Effectively promotes blood flow to the skin and helps produce collagen.



(The two functions are the same interface, the same control interface)

Vacuum Lymphatic Drainage pen uses vacuum/suction to suck the blackheads from the pores, makes our pores cleaner. And our vacuum pen is in new technique that can be massage our skin during working, because it is not always in suction, it will suck on and off, good for lymphatic drainage and active our cells.

Lymphatic Drainage gives an added enhancement to your Hydra Dermabrasion Treatment. It moves toxins out of the lymph nodes, boosting the immune system and increasing blood circulation. By enhancing your clients' Hydra Dermabrasion Treatment with mechanical lymphatic drainage, skin is able to be healthy and radiant at its most optimal level.

Mechanical vacuum massage affects fat cells, connective tissue, vascular and lymphatic system more efficiently than any other manual massage. By applying suction, the cells of fat tissue get

disrupted and are subsequently washed away through the lymphatic system.
Vacuum Lymphatic Drainage moves toxins out of the lymph nodes, boosting the immune system and increasing blood circulation. By applying suction, the cells of fat tissue get disrupted and are subsequently washed away through the lymphatic system.

Operating steps

- 1. Clean skin and make it dry.
- 2. According treated parts to choose appropriate Diamond dermabrasion working head, and connect it into diamond dermabrasion handle. Turn on the Power switch.
- 3. Turn Vacuum adjusting knob to regulate the vacuum pressure. According to the hip, turning it to the clockwise is MAX, turning it to the counter clockwise is MIN. The beautician should consider the nursing part and make sure the guests can accept the pressure.
- 4. Confine the treatment area, and beautician hold the diamond dermabrasion handle to move closely on skin back and forth, with the finger moves with it.

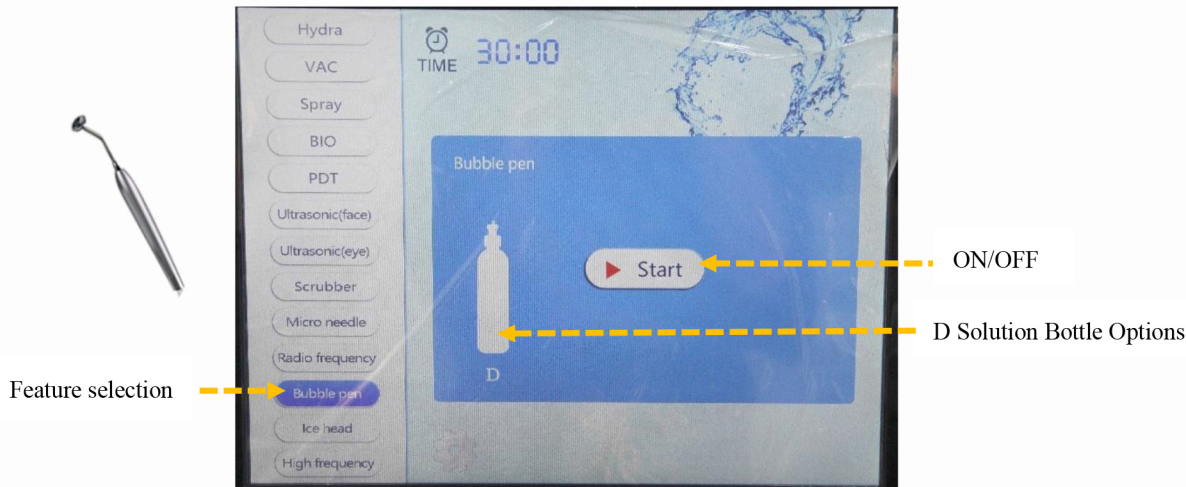
Cautions:

- 1. Do not to use when there is sensitive skin, swelling, injury, inflammation.
 - 2. Keep your skin in a good condition after treatment, use care products which are gentle and no harm, pay more attention to sun block.
 - 3. Do not do shaving or use scrub until three days later.
- Another diamond dermabrasion care must be in 30 minutes later.

Please rinse the handle Tips after use

3. Foam Airbrush

The high-pressure air flow makes the skin cleansing solution form a very fine and dense cleansing foam, which deeply cleans the skin and changes the traditional manual foaming. Activating the activity of skin cells, anti-aging, whitening cured dark cycles, improve sensitive skin





D Solution Bottle

Operating steps

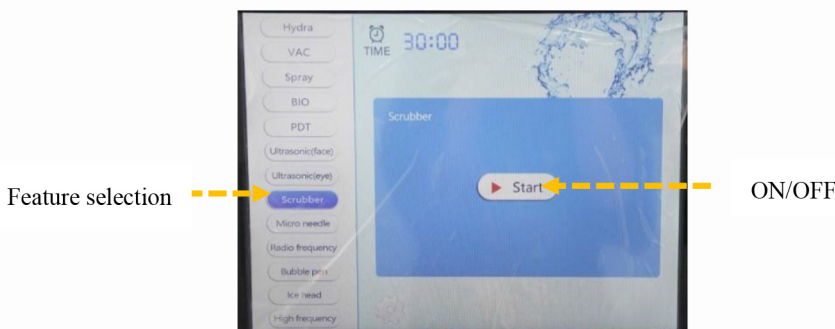
Click the "Bubble pen" function in the screen to choose Foam Airbrush treatment , D bottle to fill in cleansing milk solution, bubble cleansing solution and other solutions, then click the “Start” button to begin; and the water level knob is for solution control.

Precautions

After use, please put distilled water or purified water into the solution bottle, adjust the pressure and solution volume to the maximum, and clean the handle until the water is used up to avoid skin care solution remaining inside the handle, otherwise it will easily lead to damage to the handle and bacterial grow.

4. Skin Scrubber Vibration Cleaning

Ultrasonic scrubber uses 25KHZ ultrasonic vibration with Nano technology, this vibration can penetrate into skin around 3-7mm, make skin temperature increasing, improve cell metabolism, accelerate microcirculation and make metabolism reflux. By converting of Ion, increasing permeability of membrane, make the fatty acid mutate into CO₂ and H₂O₂, the volume of fat cells become smaller. If you match with the skin care cream or liquid, it will be more effective for face beauty.



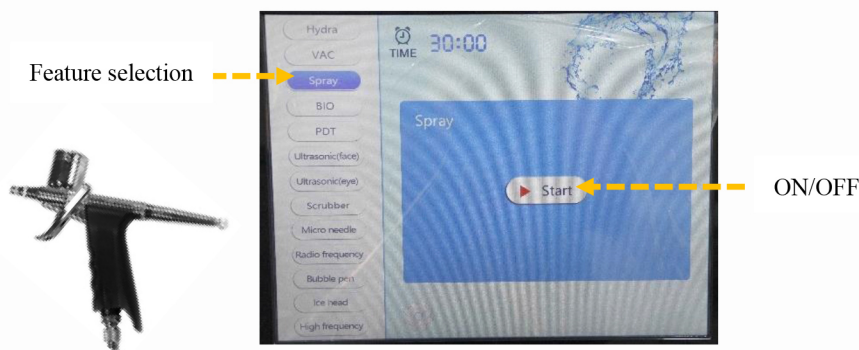
Click the "scrubber", then click the "START", adjust energy on the handpieces.

Use this feature with a lubricant or skin care gel

Please rinse the handle in time after use.

5. Oxygen Sprayer

Oxygen spray is an anti-aging treatment which uses a stainless spray gun, on which there is a bottle to fill essential fluid. The jet of spray gun is a pin hole of 0.1~0.3mm. Under powerful pressure, the spray gun spurts the over 90% oxygen mixed with essential fluid in high speed. Due to the high speed and small hole effect, the essential fluid will be spurt in very tiny molecule type (5~200 μ m), which mixed with oxygen molecule, can be effectively penetrated into deep skin and absorbed. With the effect of oxygen and essential fluid, it accelerates skin cell reproduce, generate and survive, guards against harmful bacteria and disease.



Operating steps

1. Clean skin deeply.
2. Click the “Spray” on the screen,
3. You can set the operation time on the screen
4. Mix 2 ~ 3 drip SPA essential oil diluted with purified water into small cup of the o2 sprayer, water should be about 2 / 3 of the cup, and then tighten the lid tightly. Oxygen sprayer can only with liquid products, other states product will cause pinhole jam.
5. Beautician hold the spray gun, press the control button to release oxygen, and pull backwards to spray water mist.
6. Spray oxygen from top to bottom starting from the forehead to the neck, careful not to spray into the eyes or nose, in the spray oxygen process, the beautician can appease, lift up, stretch wrinkles with the other hand, more helpful for nutrition products penetrate the skin, strengthen skin elasticity, spray rate should depend on the guests absorb state of oxygen.

Precautions

After use, please put distilled water or purified water into the solution bottle, adjust the pressure and solution volume to the maximum, and clean the handle until the water is used up to avoid skin care solution remaining inside the handle, otherwise it will easily lead to damage to the handle and bacterial grow.

6. Ultrasound (Face & Eye)

Through 1 million to 3 million vibrations, the essence penetrates deep into the skin, gently massages cells, promotes metabolism, increases cell viability, and improves blood and lymph circulation.

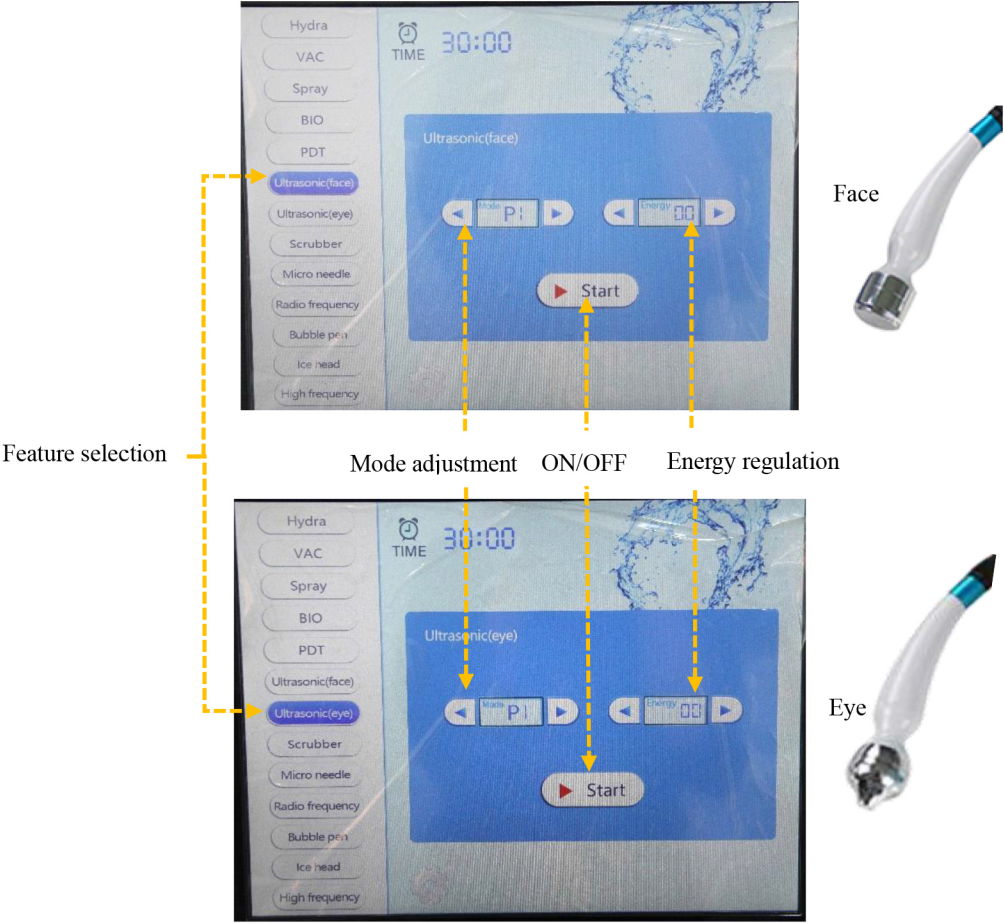
1.Ultrasonic waves with deep penetration are produced by high-frequency oscillation of 1 million times per second. It is a kind of special instrument that emits a kind of waveform that can be transmitted by surrounding medium. It has more powerful energy than ordinary sound waves. It has high frequency, good directionality, strong penetrability and large expansion force. .

2.Due to the strong high-frequency oscillation, it can soften and massage the skin cells, promote the blood circulation of the human micro-vessels, accelerate the metabolism and activate the skin cells, and help absorb nutrients.

3.skin high-frequency micro-massage, can also eliminate the aging cells and discharge toxins to reduce wrinkles, with a variety of beauty products or medicines, can achieve a variety of problems skin treatment, improvement.

4.The safe frequency of ultrasound can also cause the resonance vibration of the cells themselves, consume fat and improve cell water absorption and water saturation, so that the skin can restore clear gloss and elasticity.

5.Ultrasonic high-frequency micro massage can eliminate the aging cells and discharge toxins to reduce wrinkles. If combined with other cosmetics or medicines, it can achieve various problems of skin treatment and improvement.



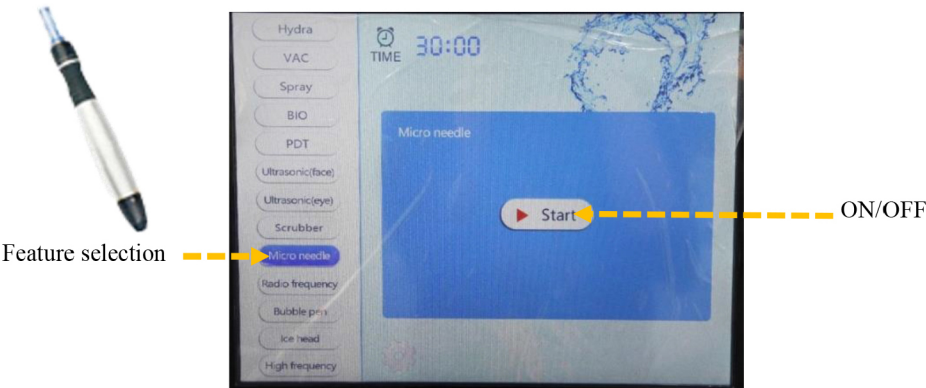
Click the "Ultrasonic(face/eye)" function in the screen to choose Ultrasonic treatment, adjust the

"Mode" and "Energy", then click the "Start" button to begin. Apply a skin care solution or serum to the face. The beautician uses the Ultrasonic handle to press evenly on the face to promote the skin's absorption of the nutrient solution

7. Auto Micro Needle Pen


Press the small button for three seconds to start. It has different needle tips, for more needle type, you need to contact with us. Auto Micro Needle Pen uses multiple needles that vertically pierce the skin. This enhances rejuvenation results and is far safer for the client because there is much less epidermal damage. The automatic vibrating function of the Auto Micro Needle Pen increases the effectiveness of treatment by increasing absorption of products, while reducing pain and discomfort. Although non-ablative, Auto Micro Needle Pen is just as effective as treatments such as Fractional Laser Therapy, IPL, Laser Resurfacing, and Chemical Peels. The most amazing benefit is that Auto Micro Needle Pen's pricing is a fraction of the leading alternatives.

Please rinse the handle in time after use.



8. BIO-Microcurrent

Microcurrent is a safe and effective technology for clients who wish to attain maintain a healthier and younger looking appearance. and it helps skin absorb the serum.



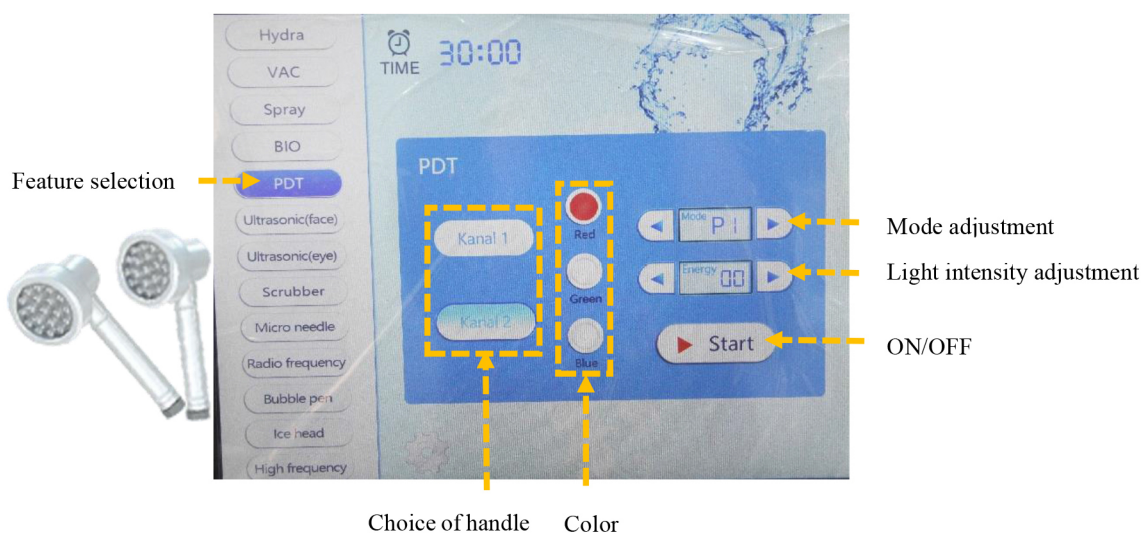
produce high heat. It applies low-energy and unique optical technology to skin care and treatment, natural and gentle; has prominent effects, low fatality and no side effect.

It's skin nurse specialist, is fit for all kinds of skin, especially useful for seriously irritated skin, acne skin and has notable effect for those in sub healthy state to recover and do skin protection and treatment.

Photon dynamical nurse therapy is a new technology, using the photon power to do skin maintenance and treatment, transfer light energy to cell energy, then accelerate cell growth and blood circulation, stimulate fiber cells to produce collagen proteins, increase skin elasticity and take important part in rehabbing aging and acne skin, lightening flecks, skin upgrade and tighten and easing burnable skin.

Application:

- 1.Improve symptoms such as aging and loosening skin, big pore, slender wrinkles.
- 2.Improve pigmentary pathological changes, such as freckle, sunburn, senile plaques.
- 3.Improve dark complexion caused by bad metabolism or poor circulation.
- 4.Repair and nurse the damaged skin.
- 5.Do detumescence, inflammation diminishing and scar elimination treatment for oil acne effectively



"Kanal 1" and "Kanal 2" control the selection of the work handle, and the three primary colors can be selected individually or mixed colors.

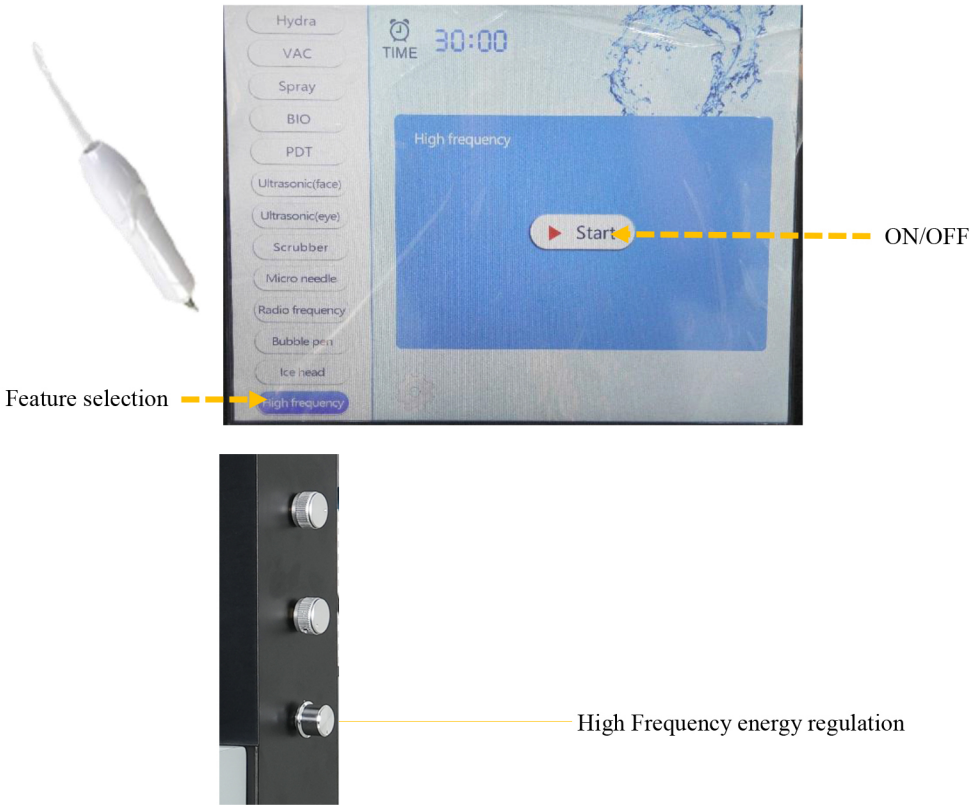
Please rinse the handle in time after use.

11.High Frequency

High frequency function is a good assistant for acne skin treatment in beauty parlors. High frequency current heating can penetrate skin fibers, promote blood circulation and help skin absorb nutrients. Eliminate waste, heat can relax nerves, help solvent penetrate the skin, reduce skin secretion, sterilize, promote wound healing, the effect is remarkable. Use special ultraviolet ray to irradiate local or punctate light, which has anticorrosive effect and accelerates skin wound healing. Remove surface spots, acne and treat black spots.

1. Use a special ultraviolet radiation for local or punctiform light, have antiseptic effect, accelerate style skin wound healing.

2. Remove surface spots, acne and treat black spots.

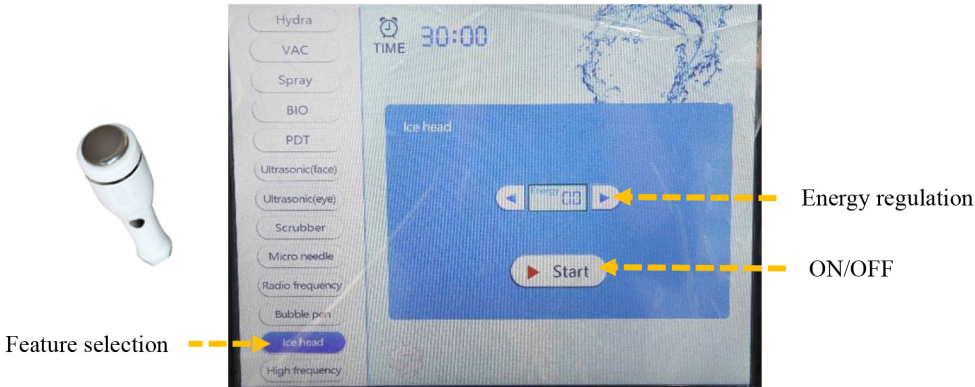


When this handpiece work, please turn off other functions, and make sure it is away from the screen.

Please rinse the handle in time after use.

12.Cold Hammer

Shrinks pores, tightens skin, removes wrinkles, promotes collagen hyperplasia, eliminates redness and sensitivity, and fades dark circles and bags under the eyes. It is mainly used for skin absorb solution better and it can used for pain cure after the micro needle treatment.



Please rinse the handle in time after use.

SPARE PARTS LIST And INSTALL

Parts Introduction

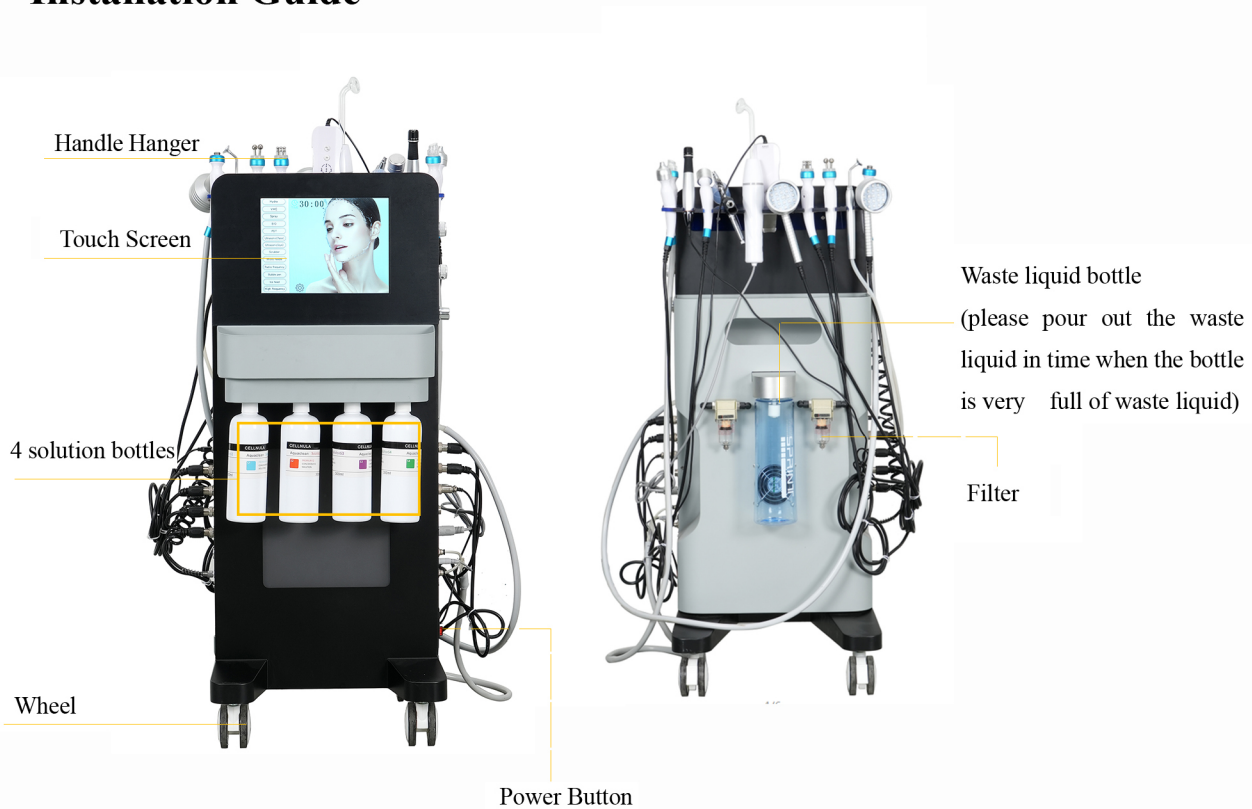
Main machine	Power Cord	Hydro dermabrasion with 8 tips	Microdermabrasion 1 pcs+9 tips
		 	 
Skin scrubber	Foam Airbrush	Bio microcurrent	Three-pole RF
			
Vacuum pen	Photon light with 2 handles	Oxygen sprayer	High frequency
			
Ultrasonic face	Ultrasonic handle	Cold hammer	Auto micro needle pen
			



Specifications

Technology	Hydro dermabrasion+Bio microcurrent+Vacuum pen+Spray gun+Photon light+Ultrasonic+Dermabrassion+High frequency+Skin scrubber
Vacuum	≥100Kpa
Tech	Hydro dermabrasion, photon light, RF, Ultrasonic
Max output	400 VA

Operate	12” Touch screen
Handpieces	Hydro dermabrasion with 8 tips Microdermabrasion 1 pcs+9 tips Skin scrubber 1 pcs Foam Airbrush 1 pcs Bio microcurrent 1 piece Three-pole radio frequency 1 piece Vacuum pen 1 sizes+3 branches Photon light with 2 handles Oxygen sprayer 1 piece High frequency 1 piece Ultrasonic 2 piece (1pcs for eye,1pcs for face) Cold hammer 1 handle Auto micro needle pen 1 pcs
Voltage	100-240VAC, 50Hz/60Hz
Package size	55CM*50CM*100CM
Net weight	45 KG





Installation Guide





Please press here to pull out the catheter

Symbols and Meanings

Warning Symbol	Meaning
 Danger	If used incorrectly will bring the risk of death or serious injury!
 Warning	If used incorrectly will cause possibility ill of death or serious injury!
 Attention	If used incorrectly will cause personnel injury or damage to the goods!
 Danger	Device exists high pressure risk of high voltage output terminals!
 Warning	If used incorrectly will cause personnel injury!

*Things damage refers to housing, property, livestock and pet damage.

Contraindications

- The following symptoms were forbidden to use
 - (1)Patients who used by Heart rate regulator, cardiac pacemaker, ECS;
 - (2)The use of artificial bone; Patients with silicosis;
 - (3)Drunk or high fever patients;
 - (4)Patients with higher sensitivity mental disease and epilepsy patients
 - (5)Patients with no independent expression consciousness and can not take care of themselves.
 - (6)Patients with metal materials in body (including metal teeth), pregnant women, cachexia, malignant tumor.
 - (7)Severe hypertension and severe patients with cardiovascular and cerebrovascular disease.
 - (8)Patients with renal failure.
 - (9)Patients with severe infection



- The following please use under the guidance of professionals

- (1)Women during menstruation;
- (2)Children;
- (3)Hemorrhagic disease or trauma, inflammation, skin disease, skin infection;
- (4)Patients with feeling numb, no response to cold and heat;
- (5)The immune system has defects, scar formation history, physical disease;
- (6)The people who has taken face-lifting or her body has artificial thing.



Attention

- 1.First check the host, accessories, power supply line is broken or not before use.
 - 2.Start system, in addition to television, refrigerator, Do not turn on electrical power device at same time.
 - 3.Before use, please take the hearing aid, electronic wristwatch, magnetic card, mobile phone and other things off first. Pay attention to the child's care to avoid touching.
 - 4.During the using process, drink more water based on your physical.
 - 5.In case of happen special circumstances or accident, please immediately stop using and consult professionals.
 - 6.Patients with following medical electrical device cannot use this system at the same time.
 - Patients who implantable cardiac pacemaker,heart rate regulator, other electronic devices.
 - Artificial heart lung device and other device to sustain life.
 - Patients with ECG scanner device .
 - Patients with metal materials in body (including metal teeth), using artificial bone.
 - 7.The following user should be agreed by the professionals before using this device.
 - Patients with acute disease.
 - Patients with malignant tumor.
 - Patients with Infectious disease.
 - Pregnancy women.
 - Cardiac disease.
 - Patients with high fever.
 - Being treated or physical abnormalities.
 - 8.Please immediately turn off power supply, stop using if following abnormal situation happened.
 - (1)Water and other matter into the host.
 - (2)Host, power supply line, accessories line and plug etc. occur the abnormal heating, leakage.
 - (3)The sound to be unusual.
 - (4)Abnormal smell, smoke.
 - (5)Any accessories damaged.
 - (6)Natural disasters and earthquake, the sudden thunder
 - 9.When the treatment is finished, please cut off the power supply, be sure to unplug the power plug from the power socket.
 - 10.Please check the power supply line, accessories line carefully every time before use, if found damaged, you should stop using and replacing it.
 - 11.Transportation and storage conditions: Transport according to the requirements of the order contract, the transport process should be to prevent sun and rain; packaged equipment should be stored in relative humidity of not more than 80%, no corrosive gas and ventilated room.
 - 12.The warning mark produce in the specification, its purpose is to enable you to safely and correctly using this device, and to prevent you and others to injury.
-

Maintenance

- 1.Appliances and medical equipment close to the machine may be resulting in operational failure due to interference.
- 2.Prohibit use of the equipment in the following environment
 - Hot and humid environment
 - Dusty environment
 - Environmental with much smoke or stream
- 3.If there comes a failure, please shut down the power immediately, and send it to the distributor or manufacturer for maintenance. Do not repair by yourself.
- 4.Exclusion of liability.
The Company is not responsible for the following circumstances:
 - (1)If fire, earthquake, war occurred;
 - (2)The fault of the user, operator error;
 - (3)Damage caused by using other method(not included in the use manual).
 - (4)Operate without the manual's guide.
- 5.Do not make the machine close to the wall, keeping a 30CM space around for cooling.

Safety and Environmental Considerations

Hazardous Substances or Elements Contained in the Product

Part Name	Toxic and Hazardous Substance or Element						Remark
	Lead (Pb)	Mercury (Hg)	Cadmium (Cd)	Hexavalent chromium (Cr(VI))	Polybrominated biphenyls (PBB)	Polybrominated diphenyl ethers (PBDE)	
Plastic parts	○	○	○	○	×	×	
Metal structures /decorations	×	○	○	○	○	○	
Printed Circuit Assembly	×	○	○	○	○	○	
Power Line	×	○	○	○	○	○	
Plug of Power supply line	×	○	○	○	○	○	
Relay	○	○	×	○	○	○	
Buzzer	×	○	○	○	○	○	

- × Toxic and hazardous substance in at least one homogeneous materials of the part exceeds the concentration limit requirement described in SJ/T11363-2006.
- Toxic and hazardous substance in all the homogeneous materials of the part is either below the concentration limit requirement described in SJ/T11363-2006 or is not applicable because the part is not used.
- Products to be discarded after use, Please treat in accordance with electronic and information products recovery, re-use legal regulations.

Technical note:

Hardware structure of the machine parts, injection molded parts, and the majority of electronic components, connectors meet the requirements of the EU and China RoHS directives.Only a few parts as the global technology limitations that may affect product reliability, and not find a substitute for the toxic and hazardous substances, please be assured to use, use under normal conditions will not cause health effects on users.

Product Service and Repair

1. The machine is guaranteed for one year from the date of purchase (with the receipt). If there is a quality problem within three months, it will be repaired free of charge. If there is a problem after three months, the maintenance fee will be charged. The spare parts are guaranteed for three months. If there is a quality problem within one month, it will be repaired free of charge, and the repair fee will be charged after one month. Others that have passed the warranty period can also be responsible for maintenance and charge the cost of spare parts and consumables. For supplements or purchases, please contact our company.
2. Failures caused by the following reasons are not covered by the free warranty.
- A. The failure caused by unauthorized disassembly and modification of this product;
 - B. Failure caused by accidental beating or falling;
 - C. Faults caused by improper use;
 - D. Failure caused by not following the correct instructions in the instructions for use.
 - E. Due to natural disasters such as fire, earthquake and flood.

All in one, we will do our best to serve you and cooperate with you. Thank you.

Product name:			Purchase date:			deadline:		
Seller:			Add.:			Tel.:		
Customer:			Add.:			Tel.:		
Repair date			Reason of the fault			Repair content		